

Odd-Even Quantisation and Cartesian Delta-Sigma ($\Delta\Sigma$) Upconverters for Transmitter Design

Sirmayanti Sirmayanti^{1,2}, Vandana Bassoo³, Horace King¹, Mike Faulkner¹

¹School of Engineering and Science, Victoria University, Melbourne, Australia

²Telecommunication Engineering Study Program, the State Polytechnic of Ujung Pandang, Indonesia

³School of Innovative Technologies and Engineering, University of Technology, Mauritius

E-mail: {sirmayanti.sirmayanti} @live.vu.edu.au

Abstract—This paper offers an alternative odd-quantisation approach scheme for Cartesian $\Delta\Sigma$ systems proposed for the all-digital upconversion of baseband modulation to radio frequency (RF). The developed Cartesian $\Delta\Sigma$ system with even-quantisation has a minimum pulsewidth of two clock periods. This leads to a potential coarse quantisation at low signal levels. We show that the noise problem can be reduced with a new odd-quantisation scheme which is based on pulses with an odd number of clock periods. In this paper, the minimum pulsewidth is reduced to one clock period. Other quantized amplitudes are obtained by incrementing the pulsewidth in steps of two clock periods, which maintains a constant phase reference. In both cases separate quantisers for amplitude and phase enable simple implementation. We show that both odd and even-quantisation schemes produce the same distortion products that increase with frequency offset. The odd-quantisation scheme, however, has improved SNR by approximately 2 dB.

I. INTRODUCTION

The demand for broadband wireless connectivity has forced the development of wireless standards with higher spectrum efficiency and wider bandwidth. As a consequence, signals suffer from high peak-to-average power ratios (e.g. Code Division Multiple Access (CDMA) and Orthogonal Frequency Division Multiplexing (OFDM)). Power amplifier (PA) linearity in the transmitter to be requiring critical [1,2]. The base-station (BS) also needs to operate with high energy efficiency. The combined requirements of high bandwidth, high efficiency, linearity and signal dynamics make the design of RF-PAs difficult.

Indoor wireless systems use low power Femtocell or WLAN networks. They often share frequencies with other users [3,4]. Consequently, this activity may cause interference to other users in surrounding networks [5-7]. Therefore, the indoor wireless systems require frequency flexibility to change channel quickly and avoid interference with other networks. In addition, they must have high efficiency and good linearity.

A promising approach towards high efficiency linear radio RF-PAs has been proposed [2]. All nonlinear PA classes can be operated with a switching input waveform, resulting in switch mode power amplification (SMPA). Pulse width and pulse position modulation (PWM/PPM) can be used to generate an RF signal with any amplitude and phase. Therefore, it is an important technique in switched mode transmitter architectures. This has led to renewed interest in transceiver architectures based on PWM/PPM for the upconversion to RF or intermediate frequency (IF) of baseband signals.

PWM/PPM signals are usually quantized in both amplitude and phase. The amplitude and phase of the RF signals are controlled by the pulse width and pulse position of the switched mode output respectively. Normally, baseband signals are generated in Cartesian format. Therefore, these signals must be converted to Polar format to generate PWM/PPM signals.

A novel all digital approach to generate a pulse train for driving an SMPA was proposed in [8]. The authors developed a Cartesian $\Delta\Sigma$ system to generate a binary signal with an appropriate pulse width and pulse position. $\Delta\Sigma$ techniques was used to shape the noise away from the band of interest. They operate by subtracting the current quantised error signal from the subsequent sample [9]. The Cartesian $\Delta\Sigma$ technique shown in Fig.1 was used to suppress the quantisation noise but the 'Polar to PWM/PPM' block can generate unwanted spectral components when the carrier frequency of the transmitted signal is offset from its nominal frequency [10,11]. The proposed quantiser in [10,11] used an even-quantisation technique where the three-level-waveform at the output is based on pulses with an even number of clock periods. The quantised amplitudes, \hat{R} , of the RF signal are calculated by changing the pulsewidths in increments of two clock periods. This leads to a potential coarse quantisation at low signal levels as the minimum pulsewidth in the even-quantization scheme is two clock periods.

It should be noted that most of today's modulation schemes have large signal dynamics. OFDM and CDMA are often modeled with a Rayleigh amplitude distribution. The signals must be backed off so that the electronics can handle the peak powers. The result is that there is an increased probability of low signal levels in the $\Delta\Sigma$ modulator. Ideally therefore the quantisation levels should also be concentrated at the low signal levels. This paper offers an alternative approach to the even-quantisation of [10].

Odd-quantisation is proposed to reduce the possible pulsewidths by one clock period while maintaining a constant phase reference. The acceptable pulsewidths become (0, 1, 3, 5 ...) for the odd-quantisation compared to the (0, 2, 4, 6 ...) values for the even-quantisation. In both cases the phase reference does not change with the pulsewidth, allowing separate quantisers for amplitude and phase. We show that the noise problem can be reduced using the odd-quantisation method.

The paper is organized as follows. Section II presents the Cartesian $\Delta\Sigma$ upconverters. Section III gives details of the new

odd-quantisation scheme. Section IV gives results of comparison between the even and odd-quantisation schemes. Finally, we draw a conclusion in section V.

II. CARTESIAN $\Delta\Sigma$ UP CONVERTERS

A $\Delta\Sigma$ modulator is used to fit the required resolution by reducing the quantisation noise which is a by-product of the discretisation process [9]. $\Delta\Sigma$ techniques have been proposed to shape the noise away from the carrier frequency in the band of interest [12-15]. This concept has contributed to the elimination of many analog components (such as high performance analog-to-digital and digital-to-analog converters (ADCs/DACs), the quadrature modulator and local oscillator) in current direct conversion wireless transmitters [16].

$\Delta\Sigma$ modulation is achieved through the processes of oversampling and noise shaping. Oversampling reduces the noise power spectral density (PSD) as it spreads the noise over a wider bandwidth. As expected, increasing oversampling rate (OSR) will decrease the in-band noise proportional to $\frac{1}{OSR}$ [9]. The oversampling ratio of the baseband (BB) is given by

$$OSR_{BB} = \frac{f_s}{2f_B} \quad (1)$$

where f_B is the maximum signal bandwidth and f_s is the sampling frequency. The quantisation error is also noise shaped using feedback in the $\Delta\Sigma$ filter. The noise transfer function (NTF) for a lowpass 2nd order $\Delta\Sigma$ is given by:

$$NTF = (1 - z^{-1})^2 \quad (2)$$

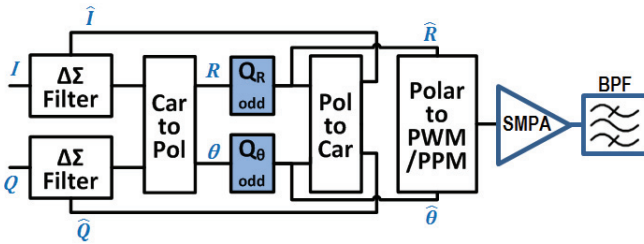


Fig. 1. Cartesian $\Delta\Sigma$ Upconverters. Q_R and Q_θ quantise the amplitude and phase.

The Cartesian $\Delta\Sigma$ upconverters structure [11,12] can be seen in Fig. 1. It consists of two second-order (MOD2) lowpass $\Delta\Sigma$ s [9] for the Cartesian I and Q input signals. After $\Delta\Sigma$ filtering, the I and Q signals are converted to Polar coordinates [R, θ] and separately quantised in the Q_R and Q_θ blocks. The output of the quantisers [\hat{I}, \hat{Q}] are converted back to Cartesian coordinates (removing bandwidth expansion) and fed back to the $\Delta\Sigma$ filters. The outputs of both quantisers [$\hat{R}, \hat{\theta}$] are also upconverted to RF using PWM/PPM techniques in the 'Polar to PWM/PPM' block.

III. NEW QUANTISATION SCHEME

A. Q_R and Q_θ block with odd-quantisation

The PWM/PPM process requires the digital clock (f_{clock}) to oversample the nominal RF carrier frequency of the signal output (f_c) by a factor of OSR_{RF} . The OSR_{RF} is given by

$$OSR_{RF} = \frac{f_{clock}}{f_c} \quad (3)$$

The phase is therefore uniformly quantised into a number of phase quantised levels of N_P ($=OSR_{RF}$) increments over the range 0 to 2π . The quantised phase, $\hat{\theta}$, is determined by the

pulse position. The quantised amplitude, \hat{R} , is determined by the pulse width as shown in Fig. 2. The top trace shows the maximum amplitude condition for $OSR_{RF}=8$. The output is a full square wave, and after bandpass filtering produces the sinusoidal output. The second trace down shows a reduced amplitude sinewave caused by the reduced pulse widths of the three-level waveform. The third trace shows the zero amplitude sinewave. The $\Delta\Sigma$ filter cycles the output between these three quantised states to generate any specified amplitude of the RF signal.

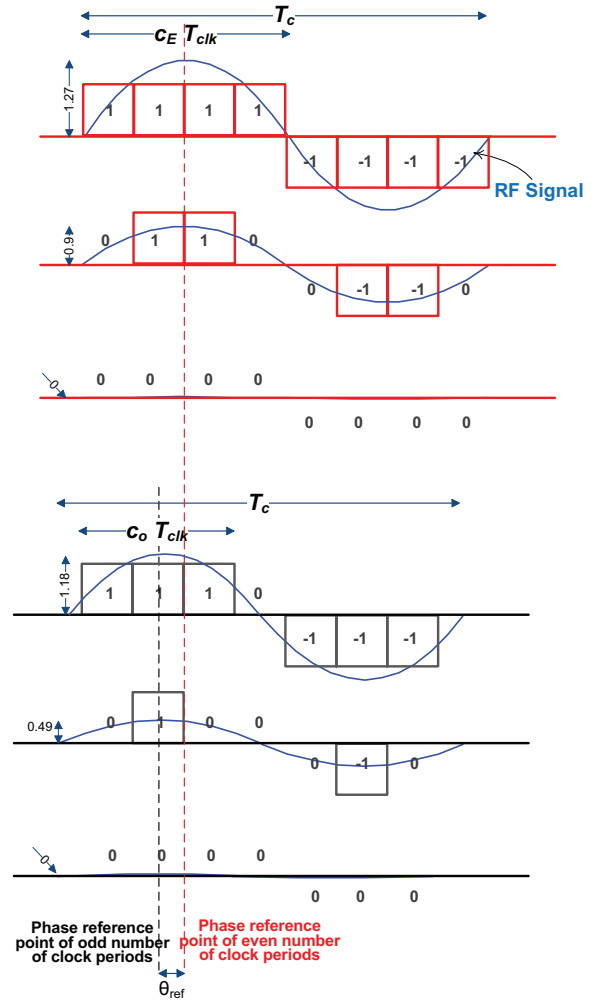


Fig. 2. Comparison of calculation for quantisation amplitude with the even-odd number of clock periods, $OSR_{RF}=8$.

The top three traces show pulse widths that contain an even number of clock periods, and the bottom three traces show the odd sized pulse widths. The phase reference is taken from the middle of the pulse and is 0 degrees for even pulse widths. However the reference for odd pulse widths is given by

$$\theta_{ref} = \frac{2\pi/N_P}{2} \quad (4)$$

If the quantised amplitudes, \hat{R} , are confined to all the even pulse widths, then the phase reference does not change and so amplitude quantisation and phase quantisation are independent one dimensional operations; similarly, if the quantisation amplitudes are confined to all the odd pulsewidths. When both odd and even pulse widths are allowed a change in amplitude

can cause a change in phase (AM to PM conversion) and so joint amplitude and phase quantisation must be applied. This is a two-dimensional operation and leads to a great increase in quantiser complexity.

Fig. 3 shows the odd-even quantisation in the polar plane. The radius of the circles is set by \hat{R} . The radial lines show the quantised phase, $\hat{\theta}$. The even-quantised points of $Q_E[\hat{R}, \hat{\theta}]$ are illustrated by red dots (intersection between the red thick lines and red circles). The odd-quantised points of $Q_O[\hat{R}, \hat{\theta}]$ are illustrated by the black crosses (intersection between the black thin lines and black circles). \hat{R} and $\hat{\theta}$ are the quantised values of $[R, \theta]$ corresponding to the I and Q output of the $\Delta\Sigma$ filters. The dashed circles between each of three circles (red is for even-polar, and black is for odd-polar) are the threshold levels for the amplitude quantiser (L_R). The number of threshold levels for the amplitude, n_{L_R} , is given by

$$n_{L_R} = N_A - 1 \quad (5)$$

where N_A is number of level amplitude increments. N_A is determined by OSR_{RF} .

$$N_A = \left(\frac{OSR_{RF}}{4} + 1 \right) \quad (6)$$

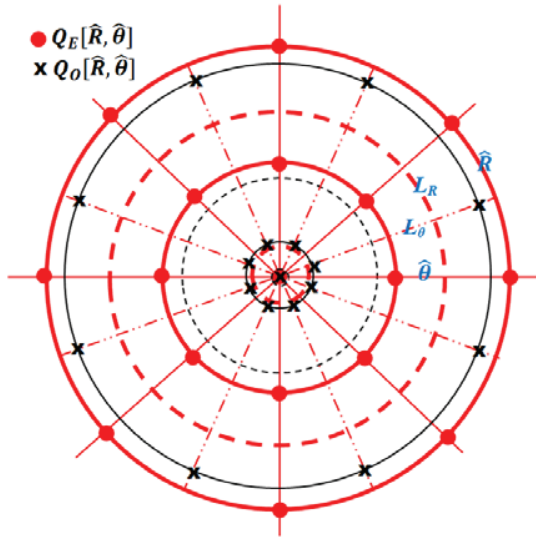


Fig. 3. The odd-even quantisation polar plane scale, $OSR_{RF}=8$.

The phase threshold levels, (L_θ), are measured midway between two phase increments, and are shown dashed for the even-quantisation. The number of phase threshold levels, n_{L_θ} , is the same as the number of phase quantised levels, given by

$$n_{L_\theta} = N_p \quad (7)$$

The proposed even-quantisation technique leads to a potential coarse quantisation at low signal levels, as shown by the inner (red) circle in Fig. 3. Therefore, we propose the odd-quantisation scheme to refine the quantisation at low signal levels by changing the minimum pulsewidth to one clock period while maintaining constant phase reference. The first quantisation level is now smaller (pulse width of 1). The largest quantisation level is also reduced but by a smaller amount. A calculation of the quantisation amplitude and phase levels which correspond to pulse widths with an odd number of clock periods is now shown.

TABLE I
VALUES OF \hat{R}_Q FOR DIFFERENT OSR

p_o	OSR (=N _p)					Q
	4	6	16	32	64	
0	0	0	0	0	0	
1	0.9003	0.4873	0.2484	0.1248	0.0625	
3	-	1.1763	0.7074	0.3696	0.1868	
5	-	-	1.0587	0.6002	0.3094	
7	-	-	1.2488	0.8078	0.4290	
9	-	-	-	0.9843	0.5444	
11	-	-	-	1.1229	0.6546	O
13	-	-	-	1.2184	0.7585	
15	-	-	-	1.2671	0.8551	D
17	-	-	-	-	0.9434	
19	-	-	-	-	1.0227	D
21	-	-	-	-	1.0921	
23	-	-	-	-	1.1510	
25	-	-	-	-	1.1988	
27	-	-	-	-	1.2351	
29	-	-	-	-	1.2595	
31	-	-	-	-	1.2717	
0	0	0	0	0	0	
2	1.2733	0.9003	0.4873	0.2484	0.1248	
4	-	1.2733	0.9003	0.4873	0.2484	
6	-	-	1.1763	0.7074	0.3696	
8	-	-	1.2733	0.9003	0.4873	E
10	-	-	-	1.0587	0.6002	
12	-	-	-	1.1763	0.7074	V
14	-	-	-	1.2488	0.8078	
16	-	-	-	1.2733	0.9003	E
18	-	-	-	-	0.9843	
20	-	-	-	-	1.0587	
22	-	-	-	-	1.1229	N
24	-	-	-	-	1.1763	
26	-	-	-	-	1.2184	
28	-	-	-	-	1.2488	
30	-	-	-	-	1.2671	
32	-	-	-	-	1.2733	

The amplitude levels are calculated by evaluating the fundamental spectral component of the three-level waveform, $u_n(p_o, p_p)$, with amplitudes 1, 0, and -1. p_o is the pulsewidth corresponding to the c_o clock cycles (c_o is for odd) or c_e clock cycles (c_e is for even). p_p is the pulse position and refers to the time delay or advance. $p_p = (0, \dots, (N_p-1))$ and represents the PPM delay in clock periods.

Since $u_n(p_o, p_p)$ is a repeating waveform, the amplitude of the spectral component can be generated from one period only using the Fourier series. Here, we use a highly oversampled version of $u_n(p_o, p_p)$ to get the same result from a discrete Fourier transform (DFT).

$$U_k(p_o, p_p) = \frac{1}{K} DFT(u_n(p_o, p_p)) \quad (8)$$

where K is the fast Fourier transform (FFT) size. The amplitude of the fundamental of the pulse wave occurs in the first frequency bin, $k=1$

$$\hat{R}_Q \left(\frac{p_o}{2} \right) = 2 \left[|U_{k=1}(p_o, p_p)| \right], \quad (9)$$

$\left(\frac{p_o}{2} \right)$ is the index for the different pulsewidths corresponding to the odd pulsewidth $\left(0, \frac{1}{OSR_{RF}}, \frac{3}{OSR_{RF}}, \dots, \frac{N_p-1}{OSR_{RF}} \right) \frac{1}{f_c}$.

The amplitude threshold levels are given by the midpoint of two amplitude quantised levels,

$$L_R \left(\frac{p_o}{2}, \frac{p_o}{2} + 1 \right) = \frac{R \left(\frac{p_o}{2} \right) + R \left(\frac{p_o}{2} + 1 \right)}{2}, \quad (10)$$

where the index of $\frac{p_o}{2}$ is selected in ascending order.

The quantised phase is based on the odd-polar plane, as shown in Fig. 3. The quantised phase is given by

$$\hat{\theta}_Q = (p_p + 0.5) \frac{2\pi}{N_p} \quad (11)$$

The threshold for the quantised phase is calculated by equation

$$L_\theta(p_p, p_p + 1) = p_p \frac{2\pi}{N_p} \quad (12)$$

Table I shows the pulsewidth (normalised) and the quantised amplitudes of the resulting RF signals for even and odd schemes. The number of quantised amplitudes, N_A , is determined by (6). There are OSR_{RF} clock periods in one cycle of f_c and OSR_{RF} is equal to N_p .

Fig. 4 illustrates the quantisation steps of \hat{R}_Q on Q_R for the odd and even schemes. As it is shown, the example is taken based on Table I when $N_p=16$.

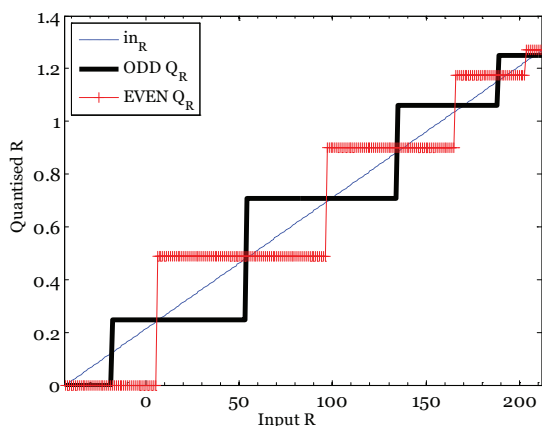


Fig. 4. Quantisation steps of \hat{R}_Q on Q_R , $N_p=16$.

B. 'Polar to PWM/PPM' Block

This block is used to convert the quantised signals, $[\hat{R}, \hat{\theta}]$, in Polar representation to RF using PWM and PPM schemes. The location of the pulse position of the PPM process is determined using the quantised phase, $\hat{\theta}$, which is the output from Q_θ block. A change in position depends on a change of $\hat{\theta}$ where the pulse edges must occur on the digital timing grid. The output of Q_R block, \hat{R} , determines the duration of the PWM process.

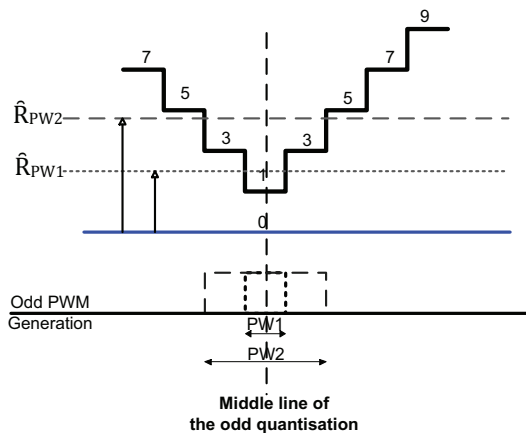


Fig. 5. Odd PWM generation using a stepped triangular reference signal.

Fig. 5 illustrates the PWM generation of odd quantised signals using a stepped triangle wave. It shows two examples of quantised amplitudes: \hat{R}_{PW1} and \hat{R}_{PW2} . The output pulsewidths, $PW1$ and $PW2$, are defined by the crossing points of the line \hat{R}_{PW1} and \hat{R}_{PW2} respectively and the stepped triangular waveform signal. The pulsewidth must change with two sample increments to decouple the amplitude response from the phase response. The pulsewidth then maintains symmetry about its midpoint.

IV. SIMULATION RESULTS

In this section the performance of the odd-quantisation scheme is measured. Here, the carrier frequency f_c is normalised to 1.024 GHz, and $OSR_{RF}=32$. The test signal is a single side band (SSB) tone.

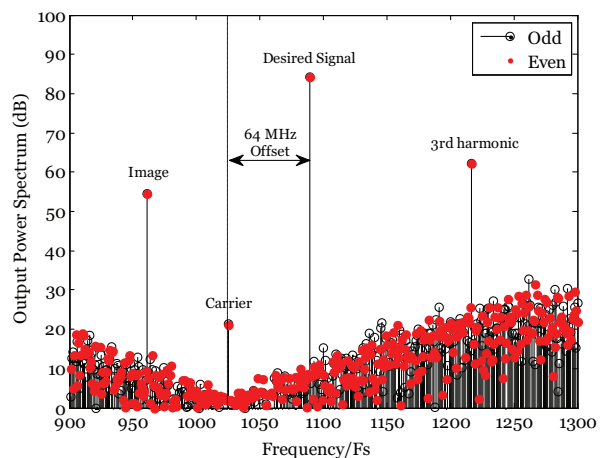


Fig. 6. Output Spectrum of 'Polar to PWM/PPM' block.

Fig. 6 shows the frequency spectrum of a SSB signal which is offset by 64 MHz from the carrier. The results are given at the output of the 'Polar to PWM/PPM' block. The spectrums of both the even and the odd quantisation are drawn for comparison purpose. The black dots show the even-quantisation while the hollow circles show the odd-quantisation.

Offsetting the carrier frequency from the nominal centre frequency (f_c) causes distortion products to occur. As shown on Fig. 6, the dominant distortion products are the image and odd order harmonics (1st harmonic and 3rd harmonic). The signal itself is the 1st harmonic. The image and 3rd are unwanted signals. The noise is nulled at the nominal carrier frequency by the $\Delta\Sigma$ operation. The further the signal is from this point the greater is its accompanying noise (leading to larger in band error vector magnitude (EVM)).

The amplitudes of each distortion product were compared for the even and the odd quantisation schemes. As shown in Fig. 7, the size of unwanted distortion products in the odd-quantisation scheme reduces slightly compared to the even-quantisation scheme. The 3rd harmonic is the largest distortion component. As shown in Table II, the amplitudes of the signals and the signal-to-noise ratio (SNR) of the desired signals between both schemes are compared. The noise power was calculated for different offset frequencies and a signal bandwidth of 16 MHz (or $f_c/64$).

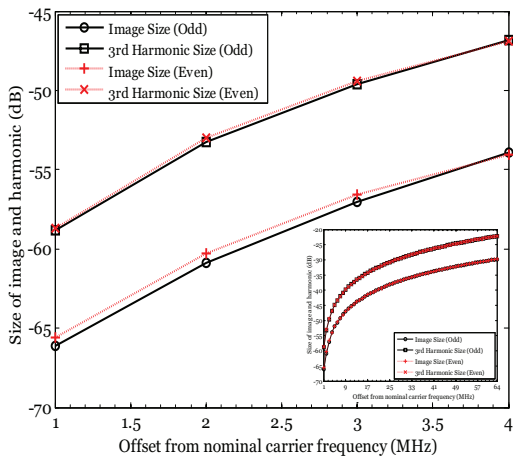


Fig. 7. Zoom In of sizes of the unwanted signals against 64 MHz of offset frequency ($f_c=1024$ GHz), dB relative to carrier.

TABLE II
COMPARISON OF THE ODD-EVEN SCHEMES ON THE SNR AT THE SIGNAL

Offset carrier frequency	SNR, dB	
	Odd-quantisation scheme	Even-quantisation scheme
16	92.5	89.4
32	87.8	85.4
64	80.4	78.9
128	70.7	69.8
256	59.0	58.4

The signal amplitudes remain stable for all carrier frequency offsets. Interestingly, the signal amplitude for the odd-quantisation scheme was slightly reduced compared to the even-quantisation scheme. As expected SNR's degrade as the signal is moved into noisier parts of the spectrum as the frequency offsets increase. More interestingly, the odd-quantisation scheme has an average improved SNR of about 2 dB compared to the even-quantisation scheme. This was anticipated for OFDM like signals where low signal magnitudes dominate, but seems to also apply to continuous wave (CW) SSB signals. The explanation is due to the noise components that are part of the $\Delta\Sigma$ output waveform. Even greater improvement is expected for OFDM modulation.

The effect of odd-even quantisation on the image and odd order distortion products is less pronounced. These distortions are caused by the phase quantisation [11] and will make it hard for either scheme to work with a large frequency offset.

V. CONCLUSION

An analysis of the noise and distortion products of the odd-quantisation compared to the even-quantisation schemes has been investigated. The dominant distortions are arising in the 'Polar to PWM/PPM' block in these schemes. Both the odd and even-quantisation schemes produce the same distortion products. The power of the unwanted distortion products is only marginally reduced in the odd-quantisation scheme. The simulation results showed that the size of all distortion products with respect to the signal increased with increasing

offset frequency for a SSB signal. Signal offsetting is therefore not recommended for channel tuning, rather the clock frequency should be altered for frequency agility. The main benefit of the odd-quantisation scheme is the SNR improvement of about 2 dB. Therefore, the odd-quantisation scheme is preferred over the even-quantisation scheme.

VI. ACKNOWLEDGEMENT

This research is supported under the Directorate General for Higher Education (DIKTI) of the Indonesia Ministry for National Education funding scheme.

VII. REFERENCES

- [1] P. Lavrador, T. Cunha, P. Cabral, and J. Pedro, "The linearity-efficiency compromise", IEEE Microw. Mag., vol.11, no. 5, pp. 44-48, Aug 2010.
- [2] H. Sjoland, et al, "Switched Mode Transmitter Architectures," in Analog Circuit Design Smart Data Converters, Filters on Chip, Multimode Transmitters, A.H.M Van Roermund, Ed. Netherlands: Springer, pp. 325-342, 2009.
- [3] W. Yi, Z. et.al. "A Novel Spectrum Arrangement Scheme For Femtocell Deployment In LTE Macrocells" in Proc. IEEE 20th Int. Symp PIMRC Japan, Sep 2009.
- [4] P. Pirinen, "Co-Channel Co-Existence Study Macrocell and Indoor Femtocell Users" in Proc. European Wireless Conference (EW'10) Italy, pp. 207-213, Apr 2010.
- [5] D. Lopez-Perez, et.al, "OFDMA Femtocells: A Roadmap on Interference Avoidance", IEEE Communications Magazine, Vol. 47, Issue 9, pp. 41-48, Sep 2009.
- [6] Y.Tokgoz, et.al, "Uplink Interference Management for HSPA+ and 1xeVdo Femtocells" in Proc. IEEE, GLOBECOM, Honolulu, Dec 2009.
- [7] S. Zhenning, R. Mark C., and Z.Ming, "On Uplink Interference Scenarios in Two-Tier Macro and Femto Co-Existing UMTS Networks", EURASIP journal on Wireless Comm. & Networking, Vol 2010.
- [8] V. Bassoo and M. Faulkner, "Sigma Delta Digital Drive Signals for Switch mode Power Amplifiers", Electronic Letters, Vol. 44, Issue 22, pp. 1299-1300, Oct 2008.
- [9] R. Schreier and G.C. Temes, "Understanding delta-sigma data converters", Wiley Press, 2004.
- [10] V. Bassoo, A. Mustafa, M. Faulkner, "Distortion arising from polar to PWM/PPM conversion in an all digital up converter for switching RF power amplifier". In Proc. IEEE IMS Int. Microwave Symp., Boston, USA, pp. 1533-1536, Jun 2009.
- [11] V. Bassoo, Linton L., Faulkner M., "Analysis of distortion in pulse modulation converters for switching radio frequency power amplifiers", IET Microwave Antennas Prop. Vol. 4, Issue. 12, pp. 2088-2096, Dec 2010.
- [12] S. Sirmayanti, H. King, V. Bassoo, and M. Faulkner "Sigma Delta ($\Sigma\Delta$) Architecture Integration with Digital Pre-distortion to enhance Optimal Switch Mode Power Amplification (OSMPA) in FEMTO cell Transceiver Design", in Proc. IEEE 8th ICICS, Singapore, Dec 2011.
- [13] V. Bassoo et.al, "A potential transmitter architecture for future generation green wireless base station", EURASIP Journal on Wireless Com. & Net. Article ID 821846, 8 pages, 2009.
- [14] U. Gustavsson, T. Eriksson, and C. Fager, "Quantisation noise minimization in $\Sigma\Delta$ modulation based RF transmitter architectures", IEEE Trans. Circuits Syst.I, vol. 57, no. 12, pp. 3082-3091, Dec 2010.
- [15] B. T. Thiel and R. Negra, "Quad-phase lowpass delta-sigma modulator for switching-mode power amplifier", in Proc. IEEEAsia Pacific Microwave Conference (APMC 2011), pp. 131-134, Dec 2011.
- [16] B. Razavi, "RF microelectronics", Prentice Hall Ptr, 1998.
- [17] V. K. Ingle and J. G. Proakis, "Digital Signal Processing using Matlab", Bill Stenquist, 2000.



2012 IEEE International Conference on Communication Systems

IEEE ICCS 2012

21 - 23 NOV 2012

www.ieee-iccs.org

IEEE Catalog Number: CFP12806-ART
ISBN: 978-1-4673-2054-2

Copyright and Reprint Permission: Abstracting is permitted with credit to the source. Libraries are permitted to photocopy beyond the limit of U.S. copyright law for private use of patrons those articles in this volume that carry a code at the bottom of the first page, provided the per-copy fee indicated in the code is paid through Copyright Clearance Center, 222 Rosewood Drive, Danvers, MA 01923. For other copying, reprint or republication permission, write to IEEE Copyrights Manager, IEEE Operations Center, 445 Hoes Lane, Piscataway, NJ 08854. All rights reserved. © Copyright 2012 by IEEE.

Table of Contents

Sensor Networks I

Analysis of Optimal Cluster Number in Heterogenous Wireless Sensor Networks <i>Norah TUAH, Mahamod ISMAIL, Kasmiran JUMARI</i>	1
1-cm ³ Event-driven Wireless Sensor Nodes <i>Shoichi OSHIMA, Kenichi MATSUNAGA, Toshishige SHIMAMURA, Hiroki MORIMURA, Mitsuru HARADA</i>	6
Distributed Relay Scheduling for Maximizing Lifetime in Clustered Wireless Sensor Networks <i>Pengfei ZHANG, Gaoxi XIAO, Hwee Pink TAN</i>	11

Wireless Relay Networks

Multicasting MIMO Relay Optimization Based on Min-Max MSE Criterion <i>Muhammad KHANDAKER, Yue RONG</i>	16
Superimposed Channel Training for Two-Way MIMO Relay Systems <i>Choo CHIONG, Yue RONG, Yong XIANG</i>	21
Incremental Space-Time Block Codes with Error Protection for Cooperative Relay Networks <i>Ashish JAMES, A MADHUKUMAR, Surya Dharma TIO</i>	26
Joint Power Allocation and Subchannel-Pairing for Two-Way MIMO-OFDM Relay System <i>Qi JIANG, Xuwen LIAO, Pinyi REN, Zhenzhen GAO</i>	31
Energy Efficiency and Queue Stability in a Two-Way Relay Network <i>Zhi CHEN, Teng Joon LIM, Mehul MOTANI</i>	36

Optical Communications and Networks

Low Cost and CD Insensitive Optical Signal to Noise Ratio Monitoring Method Using Beat Noise <i>Yi YU, Jing YANG, Changyuan YU</i>	41
A Virtual Network to Achieve Low Energy Consumption in Optical Large-scale Datacenter <i>Yuya TARUTANI, Yuichi OHSITA, Masayuki MURATA</i>	45
Hybrid Graph-Based Traffic Grooming for Multicast Connections in Mesh Optical Networks <i>Tania PANAYIOTOU, Georgios ELLINAS, Neophytos ANTONIADES</i>	50
Logical Topology Design in IP over WDM Networks with Load Balancing under Traffic Uncertainty <i>Paramet KEERATICHAIRITNARA, Chutima PROMMAK</i>	55

Security and Privacy

A Zero-Sum Power Allocation Game in the Parallel Gaussian Wiretap Channel with an Unfriendly Jammer <i>Munnujahan ARA, Hugo REBOREDO, Samah GHANEM, Miguel RODRIGUES</i>	60
Achievable Second-Order Coding Rates for the Wiretap Channel <i>Vincent TAN</i>	65
On Secrecy above Secrecy Capacity <i>Ramachandran RAJESH, Shahid SHAH, Vinod SHARMA</i>	70

Privacy in Machine-to-machine Communications a State-of-the-art Survey <i>Yi CHENG, Mats NASLUND, Göran SELANDER, Eva FOGELSTRÖM</i>	75
Multi-sensor Location Estimation for Illegal Cell-phone Use in Real-Life Indoor Environment <i>Kentaro SANO, Gia Khanh TRAN, Masahiro WATANABE, Kei SAKAGUCHI, Kiyomichi ARAKI, Daisuke HAYASHI, Toshihiro YAMAGUCHI, Shintaro ARATA</i>	80
 Signal Processing for Communications	
MIMO-OFDM Radar Array Configuration for Resolving DOA Ambiguity <i>Chee Wee KIM, Bin LUO, Ying-Chang LIANG, Michael , Yan Wah CHIA</i>	85
Overlapped FFT Scheme with Frames of Non-continuous Samples <i>Shoya UCHIDA, Akihiro SATO, Mamiko INAMORI, Yukitoshi SANADA</i>	90
An USRP-based Interference Canceller <i>Lay Teen ONG</i>	95
Odd-Even Quantisation and Cartesian Delta-Sigma Upconverters for Transmitter Design <i>Sirmayanti SIRMAYANTI, Vandana BASSOO, Horace KING, Mike FAULKNER</i>	100
Determination Method for Complex Valued LTI Transfer Functions Causing Memory Effect of Power Amplifier <i>Eisuke FUKUDA, Yasuyuki OISHI, Takeshi TAKANO, Daisuke TAKAGO, Yoshimasa DAIDO</i>	105
 OFDM Transceiver Design	
Theoretical Analysis of ICI Reduction Methods due to Phase Noise and Frequency Offset in OFDM Systems <i>Gia Khanh TRAN, Kei OBARA, Alden Ho CHUN HOE, Kiyomichi ARAKI</i>	110
Compensation For Nonlinear Distortion IN MIMO OFDM Systems Using MMSE Receiver <i>Maha CHERIF, Rafik ZAYANI, Ridha BOUALLEGUE</i>	115
Performance of Decision-Feedback Channel Estimation for TDM Based Control Signals in OFDMA Downlink <i>Shunsuke OKANIWA, Nobuhiko MIKI, Teruo KAWAMURA, Mamoru SAWAHASHI</i>	120
Mobile Transmitters I/Q Imbalances in LTE Uplink: Analysis and Digital Mitigation <i>Adnan KIAYANI, Lauri ANTTILA, Mikko VALKAMA</i>	125
Predicting Spectral Regrowth of Power Amplifiers in OFDM Systems <i>Ching-Hsiang TSENG, Jen Ho CHENG</i>	130
 Antennas and Propagation I	
Performance Evaluation of Artificial Neural Networks in Microstrip Fractal Antenna Parameter Estimation <i>Balwinder DHALIWAL, Shyam S. PATNAIK</i>	135
Design of Elliptical Microstrip Patch Antenna Using Genetic Algorithms <i>Simranjit JOSAN, Balwinder DHALIWAL, J. S. SOHAL</i>	140
On the Use of Characteristic Modes Theory to Optimize the Radiation of a Slotted Waveguide Array Antenna <i>Ali ARAGHI, Gholamreza DADASHZADEH</i>	144

Design and Realization of 1.8-2.4 GHz MIMO 2 x 2 Antenna for Handset Application <i>Audhia REZA, Joko SURYANA</i>	147
--	-----

Sensor Networks II

Real-time Power Configuration for Energy Conservation in Wireless Sensor Networks <i>Hoang DUC CHINH, Sanjib Kumar PANDA</i>	152
Event Detection and Channel Allocation in Cognitive Radio Sensor Networks <i>Amna JAMAL, Chen-Khong THAM, Wai-Choong WONG</i>	157
Real Time Energy Efficient Approach to Outlier & Event Detection in Wireless Sensor Networks <i>Nauman SHAHID, Ijaz NAQVI, Saad QAISAR</i>	162
Real Time Information Gathering based on Frequency and Timing Assignment for Wireless Sensor Networks <i>Tomomi ENDO, Takeo FUJII</i>	167
Using Game Theory to Investigate Stochastic Channel Selection for Multi-channel MAC Protocol <i>Bin HAN, Ken'ichi KAWANISHI</i>	172

Antennas and Propagation II

An Ultra Wideband Planar Monopole Antenna for Spectrum Sensing Applications <i>Ravikiran NARAYAN, Clément CARADEC, Stefan ATAMAN, Marie MATHIAN</i>	177
60 GHz Radio Wave Propagation Studies in an Indoor Office Environment <i>T RAMA RAO, Murugesan DEIVA, Nishesh TIWARI, Vladimir LABAY</i>	181
A Modified Wave Propagation Model Based on Gaussian Beams Tracing <i>Qiuming ZHU, Ren JIAMIN, Xu DAZHUAN, Xiaomin CHEN, Xiangbin YU, Tang YAPING</i>	186
Short-Range Near Floor Path Gain Measurements in Indoor Corridors at UHF for Wireless Sensor Communications <i>T RAMA RAO, D BALACHANDER, Nishesh TIWARI</i>	189
UHF Short-Range Pathloss Measurements in Forest & Plantation Environments for Wireless Sensor Networks <i>T RAMA RAO, D BALACHANDER, Nishesh TIWARI</i>	194

Optimization and Wireless Networks

Optimal CSMA: A Survey <i>Se-Young YUN, Yung YI, Jinwoo SHIN, Do Young EUN</i>	199
Energy and Traffic Aware Dynamic Topology Management for Wireless Cellular Networks <i>Hyun-Sik JUNG, Hee-Tae ROH, Jang-Won LEE</i>	205
On Competition Between Wireless Service Providers <i>Feng ZHANG, Wenyi ZHANG</i>	210
Some Optimization Problems in Error Free Perfect Secrecy Systems <i>Siu-Wai HO</i>	215

Green Communications

SEP-optimal Adaptive Gain and Transmit Power Amplify-and-Forward Relaying <i>B. SAINATH, Neelesh MEHTA</i>	220
Cognitive Energy Harvesting and Transmission from a Network Perspective <i>Seunghyun LEE, Kaibin HUANG, Rui ZHANG</i>	225
Joint Power and Antenna Selection Optimization for Energy-Efficient Large Distributed MIMO Networks <i>An LIU, Vincent LAU</i>	230
On Energy-Delay Tradeoff in Base Station Sleep Mode Operation <i>Zhisheng NIU, Jianan ZHANG, Xueying GUO, Sheng ZHOU</i>	235
Spectrum and Energy Efficient Cognitive Relay for Spectrum Leasing <i>Chao ZHAI, Wei ZHANG</i>	240

Cognitive Radio and White Space Networks

Performance Analysis of Cognitive Machine-to-Machine Communications <i>Dinh Thai HOANG, Dusit NIYATO</i>	245
Adaptive Multi-Channel Spectrum Sensing Throughput Tradeoff <i>Yan FENG, Lingyang SONG, Bingli JIAO</i>	250
Sensing and Power Control in Cognitive Radio with Location Information <i>Edward PEH, Ying-Chang LIANG, Yonghong ZENG</i>	255
Physical Interference Model Based Spectrum Sharing with Generalized Spatial Congestion Games <i>Richard SOUTHWELL, Jianwei HUANG, Biying SHOU</i>	260

Routing and Relaying Protocols

Multicast Anypath Routing in Wireless Networks <i>Sanjay Kumar BOSE, Sudha Parimala MAZUMDAR, Wen-De ZHONG</i>	265
A MANET Routing Protocol using Q-Learning Method Integrated with Bayesian Network <i>Ke WANG, Wai-Choong WONG, Teck Yoong CHAI</i>	270
Power Efficient Integrated Routing with Reliability Constraints in IP over WDM Networks <i>Gaofeng WU, Gurusamy MOHAN</i>	275
MPSCPTP: A Multipath Variant of SCTP and its Performance Comparison with Other Multipath Protocols <i>Samar SHAILENDRA, Ratnajit BHATTACHARJEE, Sanjay Kumar BOSE</i>	280
A Novel Beacon Frame Scheduling Algorithm Based on Cluster-Tree IEEE 802.15.4 Wireless Sensor Networks <i>Chi-Ming WONG</i>	285

Detection and Estimation

A MAP-Based Channel Estimation Algorithm for SIMO Systems over Extended SV Channel Model <i>Li ZHANG, Yong Huat CHEW, Wai-Choong WONG</i>	290
--	-----

Sensing OFDM Signals Using Periodically Inserted Pilots <i>Yonghong ZENG, Ying-Chang LIANG, The-Hanh PHAM</i>	295
Multiuser Detection of Overloaded Systems Employing HARQ <i>Zahid RAUF, Philippa MARTIN, Desmond TAYLOR</i>	300
A Novel Region Graph Construction Based on Trapping Sets for the Generalized Belief Propagation <i>Jean-Christophe SIBEL, Sylvain REYNAL, David DECLERCQ</i>	305
Detection of Interference in Slow FH/16-QAM Systems Using Generalized Likelihood Ratio Test <i>Aye AUNG, Kah Chan TEH, Kwok Hung LI</i>	310
Multi-User Systems	
Minimum-Length Scheduling in Wireless Networks with Multi-User Detection and Interference Cancellation: Optimization and Performance Evaluation <i>Di YUAN, Vangelis ANGELAKIS, Lei LEI</i>	315
Precoded Opportunistic Multiuser Detection <i>Nirul KUMAR, Aditya TRIVEDI</i>	320
Enhancing User Fairness in Non-orthogonal Access with Successive Interference Cancellation for Cellular Downlink <i>Junpei UMEHARA, Yoshihisa KISHIYAMA, Kenichi HIGUCHI</i>	324
Downlink Capacity Improvement and Interference Reduction through Reverse Frequency Allocation <i>Ponnu JACOB, Ashish JAMES, A MADHUKUMAR</i>	329
Diversity Techniques	
A Novel Approach for using Extended LDPC codes in Cooperative Diversity <i>Hussain ALI, Maan KOUSA</i>	334
Cross-layer Design for MIMO Systems with Antenna Selection over Nakagami-m Fading Channels <i>Xiangbin YU, Xiaomin CHEN, Qiuming ZHU</i>	339
Analysis of Antenna Selection Rate in Bi-Directional Network Coded Multi-Antenna Relay <i>Mahshad ESLAMIFAR, Chau YUEN, Woon Hau CHIN, Guan Yong LIANG</i>	344
Analysis of Transmit Antenna Selection/Switch-and-Examine Combining over Nakagami-m Fading Channels <i>Beng Soon TAN, Kwok Hung LI, Kah Chan TEH</i>	349
Hybrid Relay Diversity Scheme for OFDM-based System <i>Nur ABDUL RAZAK, Fatin SAID</i>	354
Emerging Networking Concepts	
Game-theoretic Analysis for Multibandwidth WLAN Channel Selection by Coordinated APs <i>Kohei HANADA, Koji YAMAMOTO, Koichi ISHIHARA, Riichi KUDO, Masahiro MORIKURA</i>	358
Network-virtualization Nodes that Support Mutually Independent Development and Evolution of Node Components <i>Yasusi KANADA, Kei SHIRAISHI, Akihiro NAKAO</i>	363
Network Resource Aware Association Control in Wireless Mesh Networks <i>Jinqiang YU, Wai-Choong WONG</i>	368

A Modest CSMA for Control over Wireless 373
Michiya FUJIWARA, Shinsuke HARA

A Fast, Simple and Near-optimal Content Placement Scheme for a Large-scale VoD System 378
Jun HE, Xiaoming ZHAO, Baohua ZHAO

Information Theory and Coding

An Accurate Approximation to Channel Capacity of Wireless Communications Systems 383
Qinghua SHI

On the Duality of Source and Channel Correlations: Slepian-Wolf Relaying Viewpoint 388
Meng CHENG, Khoirul ANWAR, Tad MATSUMOTO

Serially Concatenated Codes with Euclidean Geometry LDPC and Convolutional Codes 393
Sina VAFI, Huu-Dung PHAM

Iterative Detection Scheme with LDPC Codes for Two-Dimensional Interference Channels 398
Jun YAO, Kah Chan TEH, Kwok Hung LI

Resource Allocation

Optimal Power Allocation for OFDMA-Based Cooperative Base Stations by Limiting Interference 403
Anousheh TAVAKOLI DEHKORDI, Amir SHADMAND, Chau YUEN, Zander LEI

QoS-Aware Radio Resource Allocation for Multi-Cell OFDMA Network 408
Yue LIU, Laurie CUTHBERT, Xu YANG, Yapeng WANG

OFDMA Resource Allocation for Multicasting Videos to Users with Diverse Screen Sizes 413
Daeyeon KIM, Takeo FUJII, Kyesan LEE

Price-Based Distributed Resource Allocation for Femtocell Networks 418
Pu YUAN, Ying-Chang LIANG, Guoan BI

Application of Cognition based Resource Allocation Strategies on a Multi-hop Backhaul Network 423
Qiyang ZHAO, David GRACE

Cognitive Radio and Spectrum Sensing

A Guard Band Aggregation Scheme for Cognitive Radio using TV White Space 428
Noriyuki YAGINUMA, Masahiro UMEHIRA, Ryuhei FUNADA, Hiroshi HARADA

A Study on the Performance of Multifilter Bank based Cognitive Radio Transceiver for Multi-user Applications 433
Manju MATHEW, A. Benjamin PREMKUMAR, A MADHUKUMAR

A Robust Two-stage Spectrum Sensing Method Using Filter Bank based Energy Detector and Fourth Order Cumulants for Cognitive Radios 438
M NARENDAR, A.P. VINOD, A MADHUKUMAR, Anoop Kumar KRISHNA

A Low-Complexity Spectrum Sensing Technique for Cognitive Radios Based on Correlation of Intra-Segment Decimated Vectors 443
Syed Naveen ALTAF AHMED, Pramod Kumar MEHER, A.P. VINOD

Spectrum Sensing using Feature Vectors 448
Farrukh Aziz BHATTI, Gerard B. ROWE, Kevin W. SOWERBY

Network Simulations

Tracking Indoor Pedestrian using Cricket Indoor Location System <i>Qinfeng GUO, Wai-Choong WONG</i>	453
Cluster Based Localization Algorithm in Wireless Networks <i>Haitao BAO, Wai-Choong WONG, T T TAY</i>	458
Channel Segregation Based Dynamic Channel Assignment for WLAN <i>Yuki MATSUMURA, Shinya KUMAGAI, Tatsunori OBARA, Tetsuya YAMAMOTO, Fumiyuki ADACHI</i>	463
Energy Consumption Analysis of ZigBee-Based Energy Harvesting Wireless Sensor Networks <i>Jiaying SONG, Yen Kheng TAN</i>	468

Small-Cell and Heterogeneous Networks

Evolution Concept and Candidate Technologies for Future Steps of LTE-A <i>Yoshihisa KISHIYAMA, Anass BENJEBBOUR, Hiroyuki ISHII, Takehiro NAKAMURA</i>	473
On the Decentralized Management of Scrambling Codes in Small Cell Networks <i>Samir PERLAZA, Zhu HAN, H. Vincent POOR, Dusit NIYATO</i>	478
Stochastic Mutual Induction Computing in Het-CoMP Empowered Cellular Networks <i>Shao-Yu LIEN, Kwang-Cheng CHEN</i>	483
Mode Selection for Energy-Efficient D2D Communications in LTE-Advanced Networks: A Coalitional Game Approach <i>Khajonpong AKKARAJITSAKUL, Phond PHUNCHONGHARN, Ekram HOSSAIN, Vijay BHARGAVA</i>	488

Wireless PHY

Joint Tx/Rx Filtering for Single-carrier MIMO Spatial Multiplexing and HARQ Packet Combining <i>Shinya KUMAGAI, Tatsunori OBARA, Tetsuya YAMAMOTO, Fumiyuki ADACHI</i>	493
Training Sequence Inserted Single-Carrier Transmission Using 2-Step QRM-ML Block Signal Detection <i>Katsuhiro TEMMA, Tetsuya YAMAMOTO, Fumiyuki ADACHI</i>	498
Throughput Performance of Layered Partially Non-orthogonal Block Diagonalization with Adaptive Interference Admission Control in Distributed Antenna System <i>Yusuke OSHIMA, Anass BENJEBBOUR, Kenichi HIGUCHI</i>	503
Performance Analysis of Synchronous FFH-MA Systems with ML Receiver over Frequency-Selective Rayleigh-Fading Channels <i>Ly-Minh-Duy LE, Kah Chan TEH, Kwok Hung LI</i>	508
Comparative Study of Open-Loop Transmit Diversity Schemes with Four Antennas in DFT-Precoded OFDMA Using Turbo FDE and Iterative Channel Estimation <i>Lianjun DENG, Teruo KAWAMURA, Hidekazu TAOKA, Mamoru SAWAHASHI</i>	513

Cooperative Networks

Applicability of Distributed Transmit Power Control Based on Uplink-Downlink Duality to Multi-user Distributed Antenna Systems <i>Shigemasa KUMAGAWA, Koji YAMAMOTO, Hidekazu MURATA, Susumu YOSHIDA, Daisuke UMEHARA, Satoshi DENNO, Masahiro MORIKURA</i>	519
--	-----

Downlink Beamforming in Clustered Cooperative Multicell MIMO Systems <i>Zhiyu ZHANG, Kah Chan TEH, Kwok Hung LI</i>	524
Challenges of Emergency Communication Network for Disaster Response <i>Jyh-Shyan HUANG, Yao-Nan LIEN</i>	528
A Dynamic Approach for Cell Range Expansion in Interference Coordinated LTE-Advanced Heterogeneous Networks <i>Mohammed AL-RAWI</i>	533
Author Index	538

General Chair

Lawrence W.C. WONG, *National University of Singapore, Singapore*

Organizing Chair

Chen Khong THAM, *National University of Singapore, Singapore*

Organizing Vice-Chair

Luying ZHOU, *Institute for Infocomm Research (I²R), Singapore*

Technical Programme Chair

Teng Joon LIM, *National University of Singapore, Singapore*

Technical Programme Vice-Chair

Xiaofei CHENG, *Institute for Infocomm Research (I²R), Singapore*

Mandar CHITRE, *National University of Singapore, Singapore*

Huaqun GUO, *Institute for Infocomm Research (I²R), Singapore*

Mohan GURUSAMY, *National University of Singapore, Singapore*

Hwee Pink TAN, *Institute for Infocomm Research (I²R), Singapore*

Finance Chair

Ming Tuo ZHOU, *NICT, Singapore*

Publication Chair

Xu SHAO, *Institute for Infocomm Research (I²R), Singapore*

Publication Vice-Chair

Dawei WANG, *Nanyang Technological University, Singapore*

Publicity & Web Chair

Koichi ADACHI, *Institute for Infocomm Research (I²R), Singapore*

Chau YUEN, *SUTD, Singapore*

Tutorial & Workshop Chair

Marc Andre ARMAND, *National University of Singapore, Singapore*

Local Arrangement Chair

Teck Yoong CHAI, *Institute for Infocomm Research (I²R), Singapore*

International Advisory Panel Chair

Tee Hiang CHENG, *Nanyang Technological University, Singapore*

International Advisory Panel

Fumiyuki ADACHI, *Tohoku University, Japan*

Vijay BHARGAVA, *University of British Columbia, Canada*

Hsiao-Hwa CHEN, *National Cheng Kung University, Taiwan*

Kee Chaing CHUA, *National University of Singapore, Singapore*

Kah-Seng CHUNG, *Curtin University of Technology, Australia*

Lajos HANZO, *University of Southampton, UK*

Paul K. M. HO, *Simon Fraser University, Canada*

Chi Chung KO, *National University of Singapore, Singapore*

Witold A. KRZYMIEN, *University of Alberta, Canada*

Geok Leng TAN, *Institute for Infocomm Research (I²R), Singapore*

Kiyotoshi YASUMOTO, *Kyushu University, Japan*

Susumu YOSHIDA, *Kyoto University, Japan*

Technical Programme Committee

Raviraj Adve, *University of Toronto, Canada*

Arokiaswami ALPHONES, *Nanyang Technological University (NTU), Singapore*

Edward AU, *Huawei Technologies, P.R. China*

Loc BUI, *Technion - Israel Institute of Technology, Israel*

Chun-Kit CHAN, *The Chinese University of Hong Kong, Hong Kong*

Yifan CHEN, *Newcastle University, United Kingdom*

Yong Huat CHEW, *Institute for Infocomm Research (I²R), Singapore*

Woon Hau CHIN, *Toshiba Research Europe Limited, United Kingdom*

Jinho CHOI, *Swansea University, United Kingdom*

Jun-Hong CUI, *University of Connecticut, USA*

Min DONG, *University of Ontario Institute of Technology, Canada*

Kai-Ming FENG, *National Tsing Hua University, Taiwan*

Hua FU, *National University of Singapore (NUS), Singapore*

Xiaoying GAN, *Shanghai Jiao Tong University, P.R. China*

Feifei GAO, *Tsinghua University, P.R. China*

Joao GOMES, *ISR-Instituto Superior Tecnico, Portugal*

Dongning GUO, *Northwestern University, USA*

Wei GUO, *Shanghai Jiao Tong University, P.R. China*

Yongxin GUO, *National University of Singapore (NUS), Singapore*

Mustafa GURCAN, *Imperial College London, United Kingdom*

Stephen HANLY, *Macquarie University, Australia*

Xiaojun HEI, *Huazhong University of Science & Technology, P.R. China*

Akihito HIROMORI, *Osaka University, Japan*

Chin Keong HO, *Institute for Infocomm Research (I²R), Singapore*

Paul HO, *Simon Fraser University, Canada*

Tracey HO, *California Institute of Technology, USA*

Oliver HOLLAND, *King's college London, United Kingdom*

Zujun HOU, *Institute for Infocomm Research (I²R), Singapore*

Lillykutty JACOB, *National Institute of Technology Calicut, India*

Shengming JIANG, *South China University of Technology, P.R. China*

Yuming JIANG, *Norwegian University of Science and Technology (NTNU), Norway*

Shi JIN, *Southeast University, P.R. China*

Jingon JOUNG, *Institute for Infocomm Research (I²R), Singapore*

Peter JUNG, *Universitat Duisburg-Essen, Germany*

Aravind KAILAS, *University of North Carolina at Charlotte, USA*

Pooi-Yuen KAM, *National University of Singapore (NUS), Singapore*

George KARAGIANNIDIS, *Aristotle University of Thessaloniki, Greece*

Technical Programme Committee

Hoon KIM, *National University of Singapore (NUS), Singapore*
Peng-Yong KONG, *Khalifa University of Science Technology & Research (KUSTART), UAE*
Alan Pak Tao LAU, *The Hong Kong Polytechnic University, Hong Kong*
Zander LEI, *Institute for Infocomm Research (I²R), Singapore*
Binbin LI, *Xidian University, P.R. China*
Tonghong LI, *Technical University of Madrid, Spain*
Ying-Chang LIANG, *Institute for Infocomm Research (I²R), Singapore*
Hai LIN, *Osaka Prefecture University, Japan*
Guikai LIU, *South China University of Technology, P.R. China*
Wei LIU, *Huazhong University of Science & Technology, P.R. China*
Anthony LO, *Delft University of Technology, The Netherlands*
Chao LU, *The Hong Kong Polytechnic University, Hong Kong*
Daniel LUCANI, *University of Porto-School of Engineering, Portugal*
Maode MA, *Nanyang Technological University (NTU), Singapore*
A. S. MADHUKUMAR, *Nanyang Technological University (NTU), Singapore*
Neelesh MEHTA, *Indian Institute of Science, India*
Hlaing MINN, *University of Texas at Dallas, USA*
Teruyuki MIYAJIMA, *Ibaraki University, Japan*
Ronghong MO, *Institute for Infocomm Research (I²R), Singapore*
Aria NOSRATINIA, *University of Texas Dallas, USA*
Melek ONEN, *EURECOM, France*
Zhongqi PAN, *University of Louisiana at Lafayette, USA*
Wei PENG, *Tohoku University, Japan*
Tony Q. S. QUEK, *Institute for Infocomm Research (I²R), Singapore*
Lars K. RASMUSSEN, *KTH Royal Institute of Technology, Sweden*
Adeel RAZI, *NED University of Engineering and Technology, Pakistan*
Yves ROUDIER, *EURECOM, France*
Robert SCHOBER, *University of British Columbia, Canada*
Winston SEAH, *Victoria University of Wellington, New Zealand*
Vinod SHARMA, *Indian Institute of Science, India*
Zhiping SHI, *University of Electronic Science and Technology of China, P.R. China*
Chester SHU, *The Chinese University of Hong Kong, Hong Kong*
Biplab SIKDAR, *Rensselaer Polytechnic Institute, USA*
Wee-Seng SOH, *National University of Singapore (NUS), Singapore*
Sumei SUN, *Institute for Infocomm Research (I²R), Singapore*
Chee Wei TAN, *City University of Hong Kong, Hong Kong*
Peng Hui TAN, *Institute for Infocomm Research (I²R), Singapore*
Chintha TELLAMBURA, *University of Alberta, Canada*
Yuh-Ren TSAI, *National Tsing Hua University, Taiwan*
Sennur ULUKUS, *University of Maryland, USA*
A P VINOD, *Nanyang Technological University (NTU), Singapore*

Technical Programme Committee

Wenbo WANG, *Beijing University of Posts and Telecommunications, P.R. China*

Kai Kit WONG, *University of College London, United Kingdom*

Jing WU, *Communications Research Centre, Canada*

Yik-Chung WU, *The University of Hong Kong, Hong Kong*

Min XIE, *University of College London, United Kingdom*

Hongkai XIONG, *Shanghai Jiao Tong University, P.R. China*

Hirozumi YAMAGUCHI, *Osaka University, Japan*

Lie-Liang YANG, *University of Southampton, United Kingdom*

Qinghai YANG, *Xidian University, P.R. China*

Yang YANG, *Lehigh University, USA*

Evsen YANMAZ, *University of Klagenfurt, Austria*

Ping-Cheng YEH, *National Taiwan University, Taiwan*

Changyuan YU, *National University of Singapore, Singapore*

Yonghong ZENG, *Institute for Infocomm Research (I²R), Singapore*

Rui ZHANG, *National University of Singapore, Singapore*

Shaoliang ZHANG, *NEC Labs America, USA*