

# Water Wheel Turbine Performance as a Power Plant in Waste Water Pit PLTU System

**Firman Firman, Muhammad Ruswandi Djalal, Aznia Karim, Taufiq Hidayatullah, Fadilatul Uswah**

Department of Mechanical Engineering, State Polytechnic of Ujung Pandang, Makassar, Indonesia

**Correspondence Author:** Dr. Firman., Department of Mechanical Engineering, State Polytechnic of Ujung Pandang, Makassar, Indonesia.  
Email: firman@poliupg.ac.id

**Received date: 20 July 2021, Accepted date: 27 September 2021**

**Cite as:** F. Firman., M.R.i Djalal., A.Karim., T. Hidayatullah., F. Uswah., 2021. Water Wheel Turbine Performance as a Power Plant in Waste Water Pit PLTU System. Australian Journal of Basic and Applied Sciences, 15(9): 16-23. DOI: 10.22587/ajbas.2021.15.9.3.

## ABSTRACT

Water wheel turbines can utilize the flow from wastewater from a generator (waste water pit) which has a large enough discharge. If the water wheel turbine is coupled with a generator, it will produce electrical energy. The application of water wheel turbines in the waste water pit can be utilized for lighting around the power plant. In addition, with the water wheel, the process of heat transfer by convection which generally occurs in the waste water pit. With this water wheel, it will help the process of decreasing the temperature of waste water in the waste water pit. This study aims to determine the performance of water wheel turbines that are applied as a power generator as well as an agitator in a waste water pit. The water wheel turbine model used in this study has dimensions which are: outer diameter of 40 cm; inner diameter of 24 cm; width 8 cm; blade width 8 cm, blade length 8 cm; and 16 spoons. Tests carried out with a temperature of 50°C, a flow rate of 38 l/min, 48 l/min, and 60 l/min. Furthermore, the measurement of water temperature before the water wheel (°C) is measured; water temperature after the water wheel (°C) of 6 points with a distance between points one meter; generator voltage (V); current generator (A); and generator speed (rpm). From the results of the discussion it can be concluded that the best operating condition of the water wheel turbine as a generator as well as a stirrer is the Re 18000 number with an efficiency of 36.5% and an average temperature reduction of 1.6°C/m. From this research, it is known the performance of water wheel turbines that are applied as a power generator as well as an agitator in a waste water pit.

**Keywords:** Fluid, turbine, water wheel, water pit

## INTRODUCTION

The community's need for electricity continues to increase from year to year. To meet these needs, the Indonesian government built several power plants. One type of power plant that is widely used in Indonesia is the steam power plant. According to the Ministry of Energy and Mineral Resources (2019), until 2018, a power plant system with a capacity of 64.5 GW was built. Of this amount, 56.4% was generated from the PLTU system, which uses coal fuel. The data shows that power generation is significant in meeting electrical energy needs.

But on the other hand, the operation of power plants with coal fuel impacts the environment (Finkelman, Wolfe, & Hendryx, 2021). One type of waste generated from power plants is liquid waste from condenser coolers. This liquid waste contains chemicals and has a high temperature, so it cannot be discharged directly into the environment. There are three types of wastewater disposal processes often used in power plants with open loop cooling systems: surface disposal, subsurface disposal, and diffusion disposal. The surface disposal process is the most widely used of the three types of processes.

Figure 1 shows liquid waste discharge from the power plant into the sea using an open-loop system channel. One of the obstacles in the open loop cooling system is that the wastewater that will be discharged into the environment does not meet the quality standards of generation wastewater. As a result, it takes a waste water pit with long channel construction. The construction of a

long waste water pit channel is needed to allow convection heat transfer to occur. However, using long drains requires large construction costs.

On the other hand, there is the potential for wastewater flow energy to be utilized (Zhang & Ma, 2019). Therefore, technological innovation is needed to overcome the waste energy problem. One technological innovation that can be applied is the application of water wheel turbines as agitators. Aside from being an agitator, this water wheel can also generate electricity for lighting the PLTU area.



**Fig. 1:** Waste Water Pit (PT. Antam, 2016)

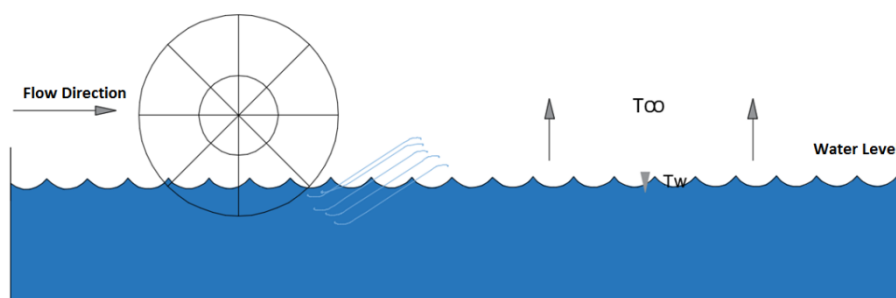
According to (Tamrakar, Pandey, & Dubey, 2015) and (G. Ibrahim, Haron, & Azhari, 2011), water wheel turbines can be applied as power plants for agricultural irrigation water supplies. From the two opinions, it can be interpreted that the water wheel turbine can also be applied to wastewater pit because it has a flow rate that is almost the same as the flow of irrigation. Water wheel turbines can be applied to channels with flow rates of 0.5 to 1.2 m<sup>3</sup>/s (Emanuele Quaranta, 2015).

Water wheel turbines can utilize the flow from wastewater from a generator (wastewater pit) which has a large enough discharge (Kollmann et al., 2016). If the water wheel turbine is coupled with a generator, it will produce electrical energy. According to (Okamura, 2015) pychohydro scale power plants can be utilized for small-scale lighting in rural areas. This means that the application of water wheel turbines in the wastewater pit can be utilized for lighting around the power plant. In addition, with the water wheel, heat transfer by convection generally occurs in the waste water pit. With this water wheel, it will help the process of decreasing the temperature of waste water in the waste water pit. In this case the water wheel functions as an agitator so that the length of the waste water pit construction can be reduced. Thus, the cost of waste water pit construction is also getting lower.

Several studies of water wheel turbine performance have been done before. (Khan, Ahmed, Khan, & Haider, 2015) reports that the power of a water wheel turbine can produce 0.6 kW at a water speed of 1.2 m / s. In terms of construction, the efficiency of water wheel turbines can be improved by modifying the curve / curved blade (Sule & Soenoko, 2014). This opinion is supported by (E. Quaranta & Revelli, 2017) that changing the blade shape of the water wheel turbine efficiency curve can be increased by 4%. Other research results reported (A. M. Ibrahim & Yoshihide, 2018) that water wheel turbines could be applied to irrigation channels with triangular blades. In terms of material, (Firman, Yunus, & Yusuf, 2017) reports that damage to the turbine blade material is affected by sediment dissolved in water. However, research on the application of water wheel turbines as power generators and agitators has not been done. Therefore, this research is significant because it relates to Indonesia's national problems in electricity.

## METHOD AND EQUIPMENT

Discharge of heat using a long channel is one of the ways that can be used to achieve the requirements for the standard quality of wastewater. However, the disposal of heat with a long channel is not an effective way because it requires more cost so that new innovations are needed in the form of the application of the water wheel that serves to accelerate the reduction in temperature and the decomposition of chemicals that are still contained in wastewater. In addition to meeting the requirements for the generation of wastewater quality standards, this water wheel can also be used to generate power for lighting the power plant area.



**Fig. 2:** Convective heat transfer over wastewater pit

An undershot water wheel is a wheel that works when the flow of water that flows hits the wall of the blade located at the bottom of the water wheel, which will cause the water wheel to rotate on its axis. This type is suitable for installing shallow waters in a flat area because the flow needed is flat flow. Here the flow of water is opposite to the direction of the blade, which turns the wheel (Sule & Soenoko, 2014).

In the turbine, the kinetic energy of water is converted into mechanical energy, where water turns the turbine wheel (Debler, 1990). The formula for determining hydraulic power is as follows:

$$P_h = \rho \times g \times Q \times h \quad (1)$$

Where  $P_h$  = Water power which moves the water wheel (Watt)

$\rho$  = Fluid density (kg/m<sup>3</sup>)

$g$  = Gravitational force (m/s<sup>2</sup>)

$Q$  = Water discharge (m<sup>3</sup>/s)

$h$  = Water level (m)

The convection heat transfer rate is calculated by the equation (Holman, 1994):

$$q_c = \bar{h}_c A \Delta T \quad (2)$$

Where  $q_c$  = Convection heat transfer rate (W)

$\bar{h}_c$  = Convection heat transfer coefficient (W/m<sup>2</sup>.K)

$A$  = Heat transfer area (m<sup>2</sup>)

$\Delta T$  = Difference between surface temperature  $T_w$  and fluid temperature  $T_f$  (°C)

The hydrodynamic inlet length is the length that the inlet requires to reach the maximum speed of a fully developed flow. While the thermal length is the length needed from the beginning of the heat transfer area to reach the local Nusselt (Nu) number. If the transfer of heat to the fluid begins as soon as the fluid enters the channel, the heat and velocity boundary layer begins to develop rapidly, then both are measured from the front of the channel.

These laminar and turbulent flow conditions can be expressed by the Reynolds number.

The Reynolds number for open channel flow can be defined by (Holman, 1994):

$$Re = \frac{\rho v D_h}{\mu} \quad (3)$$

Where  $\rho$  = Fluid density (kg/m<sup>3</sup>)

$v$  = Flow velocity (m/s)

$D_h$  = Hydraulic diameter (m)

$\mu$  = Dynamic viscosity (kg/m.s)

A small Reynolds number (<2000) indicates a laminar flow while a large value indicates turbulent flow (> 4000). The hydraulic diameter equation for non-circular cross sections is as follows:

$$D_h = \frac{4A}{P} \quad (4)$$

Where  $D_h$  = Hydraulic Diameter (m)

$A$  = Cross-sectional area (m<sup>2</sup>)

$P$  = Channel length (m)

While the Pr and  $t_l$  number is the ratio between the thickness of the velocity boundary layer and the thickness of the thermal boundary layer, written in the equation below:

$$Pr = \frac{\mu C_p}{K} \quad (5)$$

Where  $\mu$  = Dynamic viscosity (kg/m.s)

$C_p$  = Specific fluid heat at constant pressure (KJ/kg.K)

$K$  = Thermal conductivity (W/m.K)

Then the Nusselt number for a fully developed turbulent flow is obtained, it can be written with the equation:

$$Nu = 0.023 \times Re^{0.8} \times Pr^{0.4} \quad (6)$$

Where  $Re = Reynoldsnumber$   
 $Pr = Prandtl number$

After the Nusselt number is known, the coefficient of heat transfer by convection can be described as follows:

$$\bar{h}_c = \frac{NuK}{D_h} \quad (7)$$

Where  $Nu = Nusseltnumber$   
 $K = Thermal\ conductivity\ (W/m.K)$   
 $D_h = Hydraulic\ diameter\ (m)$

The formula for heat transfer per unit length is as follows:

$$\frac{q}{L} = h\pi d (T_w - T_b) \quad (8)$$

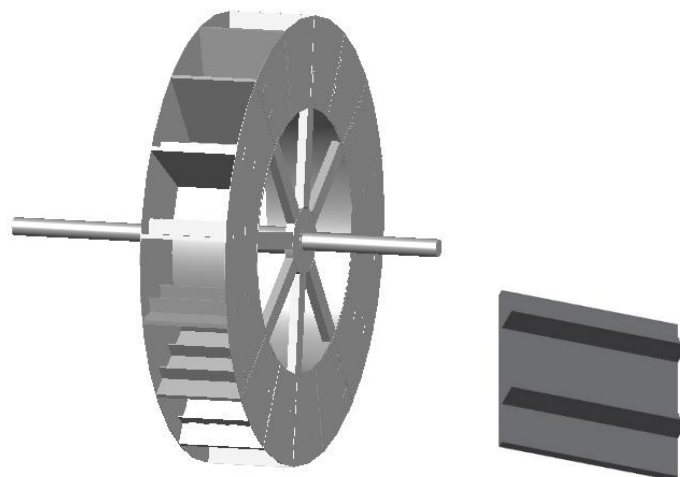
Where  $h = Heat\ transfer\ coefficient\ (W/m^2.K)$   
 $L = Channel\ length\ (m)$   
 $d = Channel\ diameter\ (m)$   
 $T_w = Wall\ temperature\ (^{\circ}C)$   
 $T_b = Channel\ average\ temperature\ (^{\circ}C)$

Forced convection that occurs on the surface of an object is part of the convection heat transfer for external flow or called external flow that is observed is the change in flow that comes in contact with the surface of the object. The formula for forced heat transfer is as follows:

$$q = h A(T_w - T_{\square})av \quad (9)$$

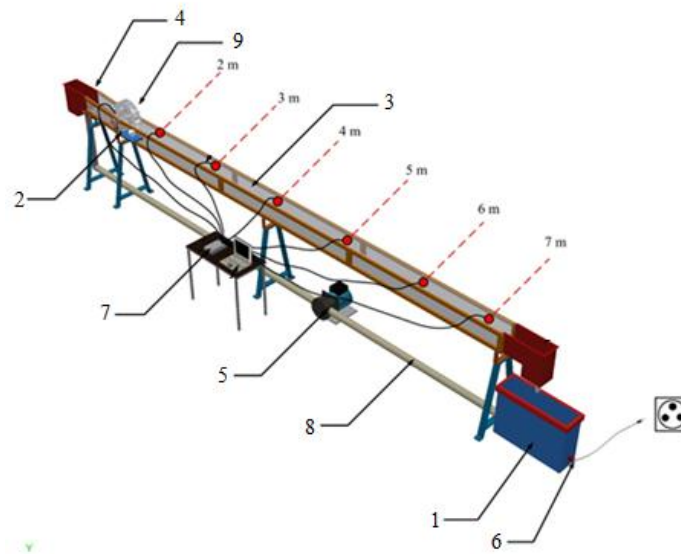
Where  $q = Convection\ heat\ transfer\ rate\ (W)$   
 $h = Cconvection\ heat\ transfer\ coefficient\ (W/m^2.K)$   
 $A = Surface\ area\ (m^2)$   
 $T_w = Surface\ temperature\ through\ which\ the\ fluid\ passes\ (^{\circ}C)$   
 $T_{\square} = Fluid\ temperature\ (^{\circ}C)$

The water wheel turbine model (Fig. 3) used in this study has dimensions: outer diameter of 40 cm; inner diameter of 24 cm; width 8 cm; blade width 8 cm, blade length 8 cm; and 16 spoons. The following is the perspective of the water wheel turbine used in this study:



**Fig. 3:** Perspective of water wheel turbine and blade

The test is carried out using an open channel device (Fig. 4) with dimensions including channel width of 10 cm; length 7 m, height 1.3 mm, fiber thickness 5 mm; and the dimensions of the triangle foot 4 x 8 cm. This tool has a flow meter, heater with temperature control, instrument temperature system data acquisition.



**Fig. 4:** Testing Scheme

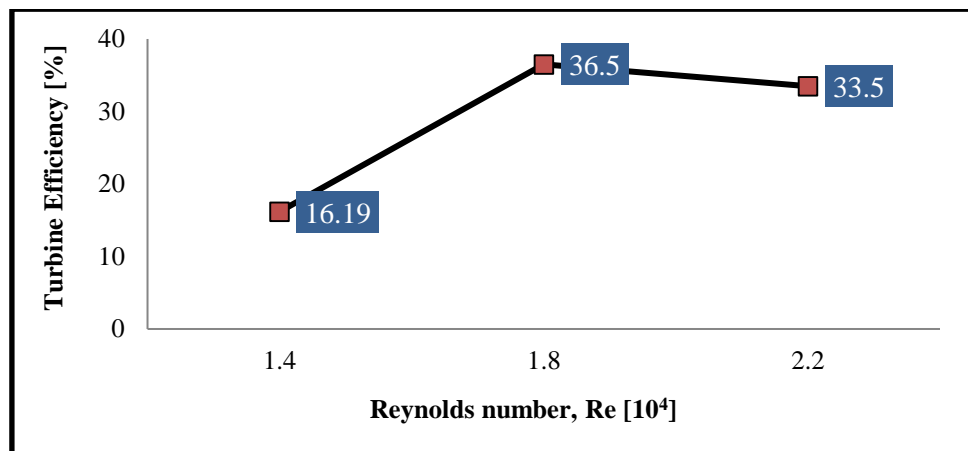
Information:

- |                     |                                    |
|---------------------|------------------------------------|
| 1. Heater container | 6. Heater with temperature control |
| 2. Generator        | 7. Data acquisition system         |
| 3. Open channel     | 8. Pipe                            |
| 4. Reservoir        | 9. Water wheel turbine             |
| 5. Pump             |                                    |

Data collection procedures performed on this test are as follows: Water is heated to a temperature of 50°C and maintained during the test. Open the control valve so that the water flows at 38 l / min flow rate. Furthermore, the measurement of water temperature before the water wheel (° C) is measured; water temperature after the water wheel (° C) of 6 points with a distance between points is one meter; generator voltage (V); a current generator (A); and generator speed (rpm). Furthermore, the test was repeated with a variation of water flow that is 48 l / min, and 60 l / min.

## RESULT AND DISCUSSION

Figure 5 shows that turbine efficiency tends to increase to 36.5% in Reynolds numbers 14000 to 18000, but after that, it decreases to 33.5% in Re 22000 numbers. This is in line with the theory of (Holman 1994) and supported by the results of research by (Emanuele Quaranta, 2018) that the number Re influences the turbine's efficiency.



**Fig. 5 :** Turbine efficiency vs Reynolds number

Figure 6 shows a decrease in water temperature slowly just after exiting the turbine to the end of the channel. The greater the Re number, the greater the temperature change. However, drastic temperature changes occur before entering and after the turbine. This means that the water turbine significantly influences the convection heat transfer process. This phenomenon shows that the wheel turbine can function as a mixer and its main function as a power plant.

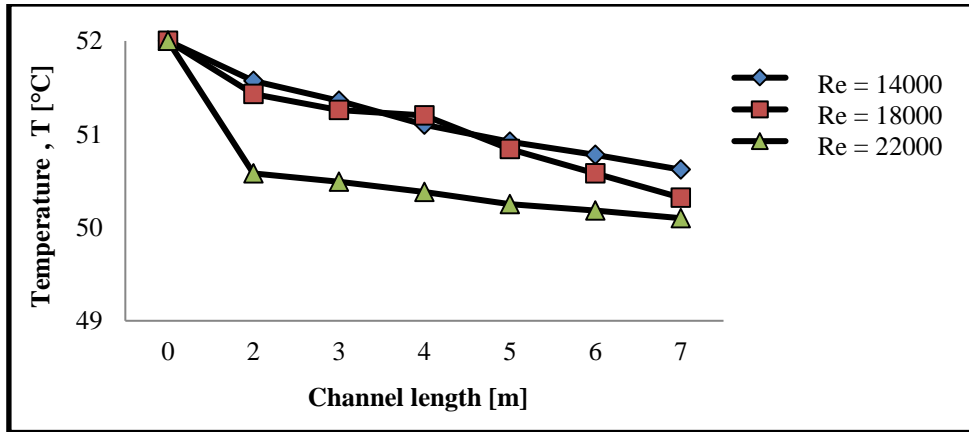


Fig. 6: Temperature decrease along the channel

Figure 7 shows the change in temperature affected by the Renumber. The temperature change goes up to Re 18000 and after that it drops to Re 22000.

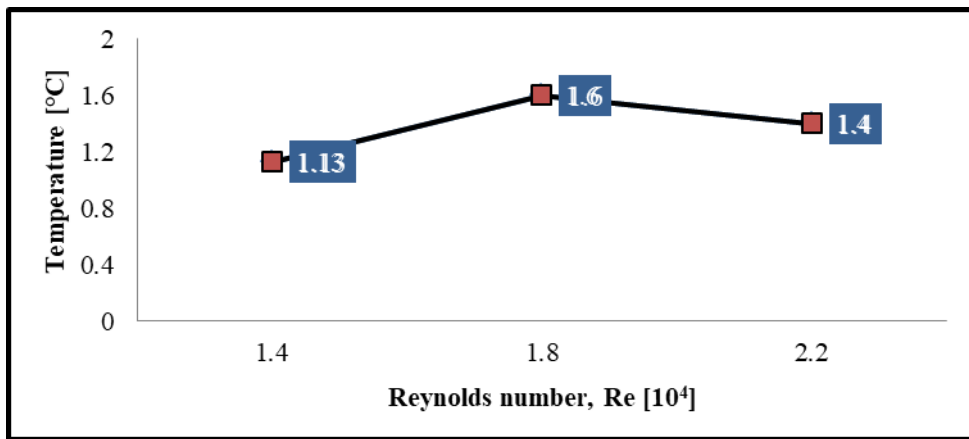


Fig. 7: Mean temperature decreasing vs Re

Figure 8 shows that the higher the Re number, the higher the Pr. number. This is in line with the opinion of (Holman, 1994) and (Incropera & DeWitt, 2005).

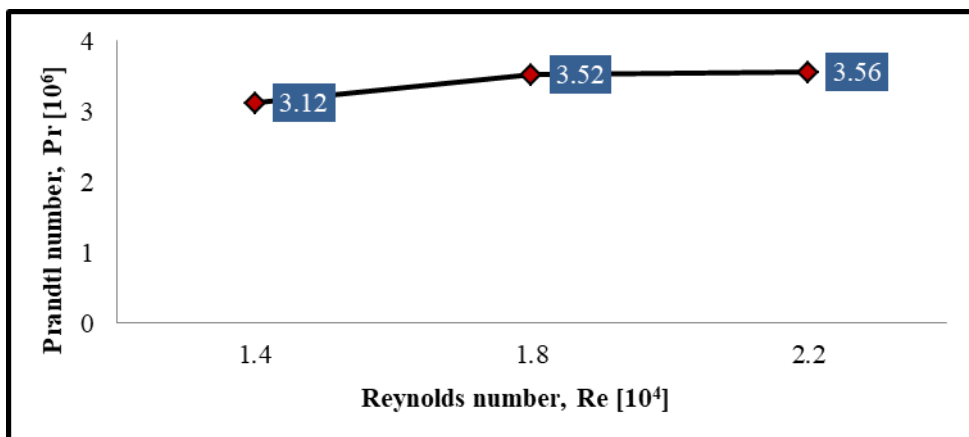


Fig. 8: Prandtl number vs Reynolds number

Like the graph in Figure 8, Figure 9 also shows the same tendency that the higher the Re number, the higher the Nu number. This is in line with the opinion of (Holman, 1994) and (Incropera & DeWitt, 2005).

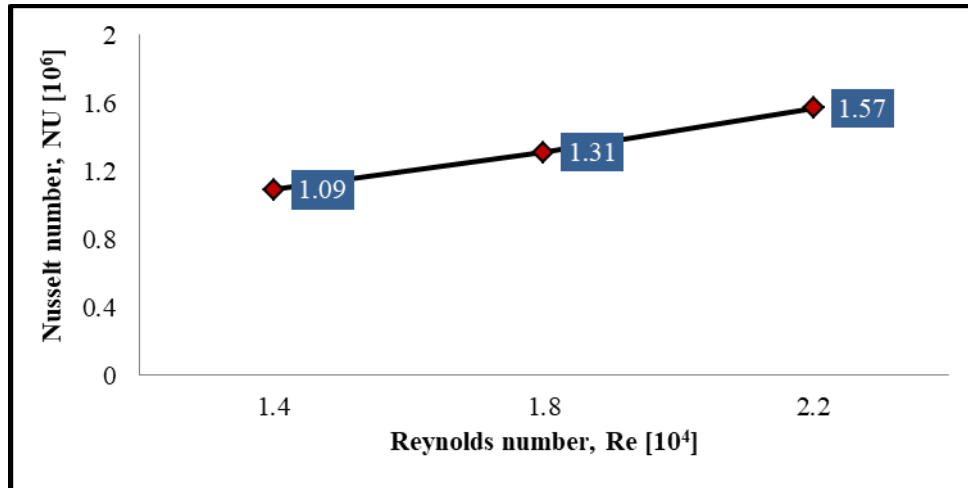


Fig. 9: Nusselt number vs Reynolds number

Figure 10. Shows the heat transfer characteristics of a water wheel turbine. The higher the Renumber, the higher the Pr and Nu Numbers. However, the highest temperature reduction was obtained at the Re number 18000. This is in line with research by (Al-Kayiem & Ibrahim, 2015) and (Yah, Mat Sahat, & Oumer, 2016) that the nature of fluid flow influences the optimum conditions of undershot type water wheel turbines.

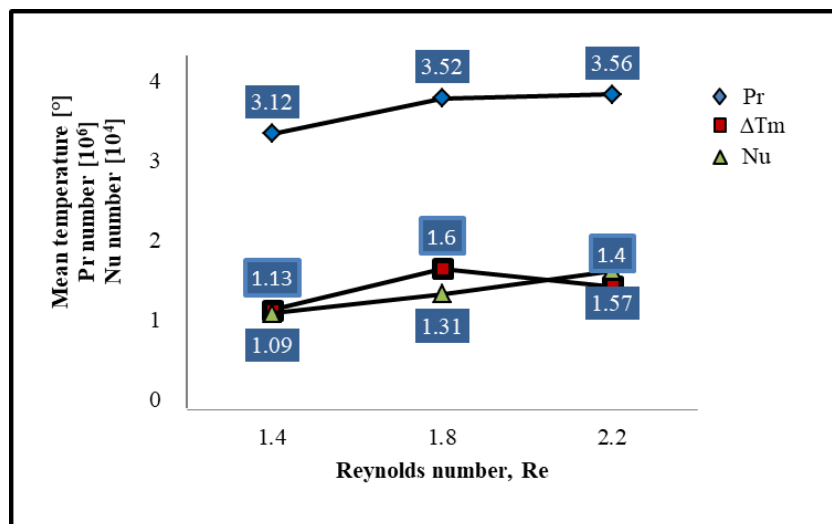


Fig. 10: Heat transfer characteristics

Figure 11 shows that both turbine efficiency and water temperature drop are obtained at the Re number 18000. Therefore, it can be concluded that the best performance of the water wheel turbine at the Re number 18000 if operated as a power generator and a mixer in the wastewater pit.

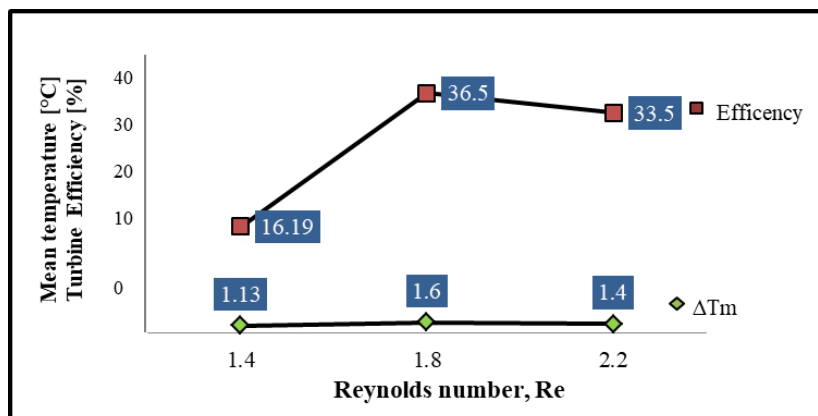


Fig. 11: Water wheel turbine performance

## CONCLUSION

From the discussion results, it can be concluded that the best operating condition of the water wheel turbine as a generator and a stirrer is the Re number 18000 with an efficiency of 36.5% and an average temperature reduction 1.60C/m. From this research, it is known the performance of water wheel turbines that are applied as a power generator and an agitator in a wastewater pit.

This research was funded by the Directorate General of Learning and Student Affairs through the PKM Research scheme in the 2019 fiscal year with a contract number: 796/SPK/KM 02.01/2019 on 23 April, 2019.

## REFERENCES

- Al-Kayiem, H., & Ibrahim, M. (2015). The influence of the equivalent hydraulic diameter on the pressure drop prediction of annular test section. *IOP Conference Series: Materials Science and Engineering*, 100, 012049. doi:10.1088/1757-899X/100/1/012049
- Debler, W. R. (1990). *Fluid Mechanics Fundamentals*. Englewood Cliffs, New Jersey: Prentice-Hall International, Inc., .
- Finkelman, R. B., Wolfe, A., & Hendryx, M. S. (2021). The future environmental and health impacts of coal. *Energy Geoscience*, 2(2), 99-112. doi:<https://doi.org/10.1016/j.engeos.2020.11.001>
- Firman, F., Yunus, S., & Yusuf, M. (2017). Sediment characteristic on hydropower plant Bakaru, South Sulawesi. *AIP Conference Proceedings*, 1788(1), 030083. doi:10.1063/1.4968336
- Holman, J. P. (1994). *Heat Transfer*. Tokyo: McGraw-Hill International Book Company.
- Ibrahim, A. M., & Yoshihide, S. (2018). Effect of Blade Inclination Angle on the Efficiency of Hydrokinetic Turbine in an Undershoot Zero Head System. *International Journal of Materials, Mechanics and Manufacturing*, 6(6), 388-391. doi:<https://doi.org/10.18178/IJMMM.2018.6.6.413>
- Ibrahim, G., Haron, C., & Azhari, C. (2011). Traditional Water Wheels as a Renewable Rural Energy. *International Journal Renewable Energy Technology*, 2(1). doi:<http://dx.doi.org/10.1063/1.3464893>
- Incropera, F. P., & DeWitt, D. P. (2005). *Fundamentals of Heat and Mass Transfer*. Singapore: John Wiley & Son Pte. Ltd.
- Khan, F., Ahmed, A., Khan, U., & Haider, F. (2015). Modeling, Simulation And Fabrication of an Undershot Floating Waterwheel. *Journal of Engineering & Applied Sciences*, 34(2). doi:<https://doi.org/10.25211/JEAS.V34I2.85.G35>
- Kollmann, R., Neugebauer, G., Kretschmer, F., Truger, B., Kindermann, H., Stoglehner, G., . . . Narodoslowsky, M. (2016). Renewable energy from wastewater - Practical aspects of integrating a wastewater treatment plant into local energy supply concepts. *Journal of Cleaner Production*. doi:10.1016/j.jclepro.2016.08.168
- Okamura, T. (2015). Development and introduction of a pico-hydro system in southern Tanzania. *African Study Monographs*, 36(2), 117-137. doi:<https://doi.org/10.14989/200272>
- PT. Antam, T. (2016). *Operation & Maintenance Manual Cooling Water System*, Sumitomo Corporation,.
- Quaranta, E. (2015). *Efficiency of traditional water wheels*.
- Quaranta, E. (2018). Stream water wheels as renewable energy supply in flowing water: Theoretical considerations, performance assessment and design recommendations. *Energy for Sustainable Development*, 45, 96-109. doi:<https://doi.org/10.1016/j.esd.2018.05.002>
- Quaranta, E., & Revelli, R. (2017). CFD simulations to optimize the blade design of water wheels. *Drinking Water Engineering Science*, 10, 27-32. doi:<https://doi.org/10.5194/DWES-10-27-2017>
- Sule, L., & Soenoko, R. (2014). *Angled and Curved Blades of Deep-Water Wheel Efficiency*.
- Tamrakar, A., Pandey, S., & Dubey, S. (2015). *Hydro Power Opportunity in the Sewage Waste Water*. Paper presented at the ASME 2018 12th International Conference on Energy Sustainability collocated with the ASME 2018 Power Conference and the ASME 2018 Nuclear Forum.
- Yah, N., Mat Sahat, I., & Oumer, A. (2016). Numerical Investigation on Effect of Immersed Blade Depth on the Performance of Undershot Water Turbines. *MATEC Web of Conferences*, 74, 00035. doi:10.1051/mateconf/20167400035
- Zhang, M., & Ma, Y. (2019). *Energy use and challenges in current wastewater treatment plants*: IWA Publishing.





---

## Manuscript Submission

1 message

---

**Muhammad Ruswandi Djalal Jurusan Teknik Mesin** <wandi@poliupg.ac.id>  
To: Ajbaseditor@gmail.com

Tue, Jun 30, 2020 at 9:30 PM

Dear Editor of the AJBAS Journal





Here we attach our article with some complete documents.

Thank you  
Best Regards

=====  
**Muhammad Ruswandi Djalal**  
S.ST. (Energy Engineering), M.T. (Electrical Engineering)  
State Polytechnic of Ujung Pandang  
Makassar 90245, Indonesia  
=====  
HP/WA: 085250986419  
=====

---

### 4 attachments

-  **2. AJBAS-Cover-Letter.docx**  
21K
-  **4. Potential-Reviewer-form.docx**  
18K
-  **3. AJBAS-Copyright-transfer-formOK.docx**  
142K
-  **1. Water Wheel Turbine Performance as a Power Plant in Waste Water Pit PLTUSystem.docx**  
419K

# AUSTRALIAN JOURNAL OF BASIC AND APPLIED SCIENCES

ISSN: 1991-8178 EISSN: 2309-8414  
Please visit: <http://www.ajbasweb.com/>

## REVIEWERS COMMENTS

### Reviewer 1:

#### Comments to authors:

Science advances a step forward from the outcome of an experiment/research. And it starts with a sound, clear, and testable hypothesis. What is your research hypothesis, and what is the basis of the hypothesis that science lacks currently that it needs to be tested? Please insert in the abstract.

Please answer these questions and after that Re-write the abstract

1. What are the aims of this study?
2. What are the methods used in this study?
3. What the New finding from your study?
4. What the contribution that finds from this study?

#### - Comments to authors

5. **Re-write the Abstract like the sample below and must be 250-400 Words.**

#### Abstract

**Background:** write a background about the topic of the paper.

(One-two sentences).

**Objective:** write the main aim of your paper. (One sentence)

**Results:** write the main and most important results for your paper. (More two sentences)

**Conclusion:** write the main conclusion for your paper. (More two sentences)

## REVIEWERS COMMENTS

Dear Author

Please correct your paper as in the Reviewers comment and send back the revised paper to complete the publication process. Please highlighted the correction by **Red color.**

Please send the publication charges before deadline as mentioned in Invoice letter.

6. Besides, the abstract must mention the conclusion in clear statements.

7-Please write the main objective for this study in the last paragraph of the introduction.

#### References (in-text and in the list)

All the references are to be cited both in-text as well as in a separate list. The list of references should be arranged alphabetically after the acknowledgements. Kindly note that the number of references should be one reference per 100-150 words.

Prince, D., J. Bartholic, and J. Selegan, 2005. Assessing Sediment Loading from Agricultural Croplands in the Great Lakes Basin. Journal of American Science, 1(2): 14-21.DOI number (**Please inset DOI number of the paper.**)

Please check this link for more information

<http://www.ajbasweb.com/Author-guidelines.html>

#### Reviewer 2:

##### Comments to authors

8. The introduction needs to be improved the authors need to support the introduction and discussion by recent references from 2015 to 2019 and try to have just a few old references.

References should be written according to the rules of the journal and should match with the references found in the text.

9.The subject area is important and relevant to the Journal. However, further discussion is needed to make the article more attractive.

10. Also, the authors need to add a paragraph about the contributions of this subject to knowledge.

In general, the subject is quite interesting, and the results are valuable. Although, the manuscript needs some modifications (which are mentioned above) before the publication.

11.-**Statistical methods or analysis the authors used should be clearly stated in the materials and methods in the subtitle as the following;**

##### Statistical analysis

Please mention the program that used for analyzing the data for original/scientific.

12 - Results interpreted in tables must be presented according to statistical methods and clear.

- Please support your discussion with new references.

#### Reviewer 3:

-In general, the subject is quite interesting, and the results are valuable. Although, the manuscript needs some modifications (which are mentioned above) before the publication.

English Language needs improvement.

## TECHNICAL REVIEWER COMMENTS.

### Editors Comments

Discussion requires to show novelty of the study with conclusive comparisons.

In addition to the comments of the reviewers, follow the check list below and modify your manuscript accordingly. If an item on the checklist doesn't apply to your manuscript, just skip it. Write in red all changes made to your manuscript in next revision, do not use Word Track changes

- 1) Title: Avoid low impact words such as 'effects of', 'influence of', 'characterization of', etc., any part of the title. Title must be declarative, descriptive or a question. Google how to write a high impact title for a scientific publication
- 2) Do not use abbreviations in highlights
- 3) All acronyms must be spelled out in the abstract
- 4) Write in third person, avoid personal pronouns, such as we, they, you, I, or our, their, yours
- 5) Abstract must have rationale, objective, materials and methods and conclusions. First sentence must be a rationale
- 6) Common names of plants, animals, fungi, etc. must be followed by the Latin name the first time the common name is used. Latin name must include Authority example: maize (*Zea mays* L.)
- 7) Equations must have the form  $y=a + bx$ , correct text, figures and tables.
- 8) All statistical parameters  $y$ ,  $x$ ,  $n$ ,  $r^2$ ,  $P$ ,  $p$ ...etc must be in Italics in text figures and tables. Use small case  $r^2$  for linear equations,  $R^2$  is used only for non-linear regressions
- 9) Use significant digits only in values and use period for decimal separation check all tables and Figures
- 10) For currency use only US dollars and Euros
- 11) justify first column of tables to the left
- 12) Tables, make sure the independent variables are in the first column. You might need to transpose columns and rows, dependent variables in columns #2 to #n with the unit below.
- 13) Do not start sentences with abbreviations or numbers
- 14) Abbreviation for number is no.
- 15) No space between the unit and Celsius symbol, correct all
- 16) replace 'compared to' with 'compared with', correct all
- 17) Add one sentence of rationale to the beginning of your abstract
- 18) No bold text or values in tables
- 19) Replace ppm for mg/kg or mg/L
- 20) Tables: Units go below header lines. Delete units from captions. Correct all tables
- 21) Add in your manuscript your reply to comments where the question was raised. A future reader of your publication might have a similar question.
- 22) Format your tables to journal style. No vertical lines and only 3 horizontal lines, top, bottom and line below header.
- 23) Only one table per page after references. Move Figures to the end of the text after tables, one figure per page with the caption below the Figure

- 24) Check references format (Johnson, 1993), (Johnson and Smith, 1993) ,(Johnson et al., 2003).  
Use AJBAS reference formatting
- 25) Tables must stand alone, indicate the meaning of all abbreviations used on the table in a footnote. Footnotes indicators must have small case letter in italics and superscript ( a,b,c or x, y z) do not use \* for footnotes. One line per footnote below the table.
- 26) Use 12 August 2016 to indicate dates, not August 12th, 2016
- 27) All units and values are separated by space except % and Celsius degree symbol oC  
examples: 15 mL, 20 mi, 600 nm, 1000 kg/ha, 46%, 20oC, 8.60 g
- 28) Use a comma before the final item in a list of three or more items. For example: "Cores were inside plastic liners, capped, and stored on ice..."

**1. Please determine the article type:**

- A. Research paper
- B. Review article
- C. Short communication
- D. Case study

-Include all authors name, affiliation and email address in the revised word file like the following:

Name of authors must be included (First Name and Final Name) Bold

First Author1, Second Author2, Third Author2, Fourth Author1

Author Details:

[First Author1, Name of University, Name of Department, Name of Faculty, City. Country, email ID.

[Second Author2, Name of University, Name of Department, Name of Faculty, City. Country. , email ID]

[Third Author2, Name of University, Name of Department, Name of Faculty, City. Country. , email ID]

Address for Correspondence:

Name of correspondence author, Name of University, Name of Department, Name of Faculty, Box. 3030.City. Country.

E-mail:

-Indicate the corresponding author

-Please add the Acknowledgements, Competing Interests, Ethics Committee Approval and Authors' Contributions to the revised form.

-The color of references in the text of article is [dark blue](#)

Example: (Preziosi et al., 2012; Mills et al., 2015)

-Add DOI number of references to the end of each reference.



**1ST STAGE OF PEERREVIEW PROCESS/ (reviewers comments in Australian Journal Of Basic And AppliedSciences.**

3 messages

Australian Journal Of Basic And Applied Sciences Editor <ajbaseditor@gmail.com>  
To: Muhammad Ruswandi Djalal Jurusan Teknik Mesin <wandi@poliupg.ac.id>

Wed, Jul 1, 2020 at 9:54 PM

**REVIEWERS COMMENTS**

Dear Author

Please correct the paper as in the Reviewer's comment as in the pdf file and send back the revised paper to complete the publication process. Please highlight the correction by Red color.

**AUSTRALIAN JOURNAL OF BASIC AND APPLIED SCIENCES**

ISSN: 1991-8178

EISSN: 2309-8414

Editor-In-Chief

**Australian Journal of Basic and Applied Sciences (AJBAS)**

E-mail: [Ajbaseditor@gmail.com](mailto:Ajbaseditor@gmail.com)

Website: <http://www.ajbasweb.com>

Call #: [+962795016606](tel:+962795016606), WhatsApp #: [+962795016606](tel:+962795016606)

Google scholar link:  
<https://scholar.google.com/citations?user=NqjREosAAAAJ&hl=en&authuser=3>

**Impact Factor of Google Scholar 2.5**

**Published By AENSI Publications**

On Tue, 30 Jun 2020 at 22:30, Muhammad Ruswandi Djalal Jurusan Teknik Mesin <wandi@poliupg.ac.id> wrote:  
Dear Editor of the AJBAS Journal

Here we attach our article with some complete documents.


Thank you  
Best Regards

=====

**Muhammad Ruswandi Djalal**  
S.ST. (Energy Engineering), M.T. (Electrical Engineering)  
State Polytechnic of Ujung Pandang  
Makassar 90245, Indonesia

=====  
HP/WA: 085250986419  
=====

---

 **Reviewers\_commnets\_AJBAS\_20.PDF**  
70K

---

**Muhammad Ruswandi Djalal Jurusan Teknik Mesin** <wandi@poliupg.ac.id>  
To: firman@poliupg.ac.id


Thu, Jul 2, 2020 at 8:58 AM

=====  
**Muhammad Ruswandi Djalal**  
S.ST. (Energy Engineering), M.T. (Electrical Engineering)  
State Polytechnic of Ujung Pandang  
Makassar 90245, Indonesia

=====  
HP/WA: 085250986419  
=====

[Quoted text hidden]

---

 **Reviewers\_commnets\_AJBAS\_20.PDF**  
70K

---

**Muhammad Ruswandi Djalal Jurusan Teknik Mesin** <wandi@poliupg.ac.id>  
To: Australian Journal Of Basic And Applied Sciences Editor <ajbaseditor@gmail.com>

Sat, Jul 17, 2021 at 2:14 PM

Dear Australian Journal of Basic and Applied Sciences Editor

Thank you for your feedback on our article. Previously, we apologize for being late in sending our article revisions, due to the activities on our campus that are adjusting to the covid 19 pandemic. For that, we are sending our article revisions as well as our comments.

Thank You  
Best Regards

=====  
**Muhammad Ruswandi Djalal**  
S.ST. (Energy Engineering), M.T. (Electrical Engineering)  
State Polytechnic of Ujung Pandang  
Makassar 90245, Indonesia  
**My Profile: (SCOPUS), (RG), (SINTA), (SCHOLAR), (ORCHID), (REPOSITORY)**

=====  
**Phone: 085250986419**  
=====

[Quoted text hidden]

---

**2 attachments**

 **Author Response.docx**  
20K

 **1. Water Wheel Turbine Performance as a Power Plant in Waste Water Pit PLTUSystem\_Rev.docx**  
417K



**(Galley Proof+ DOI Number) 15.46 Australian Journal of Basic and Applied Sciences 2021**

2 messages

Australian Journal Of Basic And Applied Sciences Editor <ajbasetitor@gmail.com>  
To: Muhammad Ruswandi Djalal Jurusan Teknik Mesin <wandi@poliupg.ac.id>

Sun, Dec 26, 2021 at 8:14 PM

Dear author,  
Please check the **Galley Proof+ DOI[final format will be online on the website]** if needed for your paper Before publishing online to prevent any wrong and send back within 48 hours. Any mistake in your paper, You cannot change. So, please check everything to be great as your paper.  
Note: Please do not change the journal style and formatting.

**Checklist****1. Please check and Correct**

Title  
Name of authors and Affiliation  
Abstract  
Introduction and scientific name for plants, fungus etc.  
Materials and Method, results, conclusions.. etc..  
Tables  
Figures  
references  
Acknowledgement

2. Provide full names of all authors if already not provided. Otherwise, check the author names and affiliations.
3. Provide a running title if not already provided.
4. Check for any spelling mistakes,
5. Check for any deletion during editing or shifting of paragraphs in the wrong place etc.
6. Check that all figures and tables are cited in the text and also provide in the paper.
7. Cross check all references cited in the text that all are present in the list and vice versa.
8. If the references in the list are not according to the format of the journal provided in author guidelines
9. Check that all scientific names are in italic format
10. Any other mistake to be corrected before publication.

Best Regards

Editor-In-Chief  
Australian Journal of Basic and Applied Sciences (AJBAS)  
E-mail: [ajbasetitor@gmail.com](mailto:ajbasetitor@gmail.com)  
Website: <http://www.ajbasweb.com>  
Call #:00962795016606, WhatsApp #: 00962795016606

Google scholar IF:2.75

|           | All   | Since 2016 |
|-----------|-------|------------|
| Citations | 43204 | 26149      |
| h-index   | 75    | 56         |
| i10-index | 1204  | 802        |

Sources: <https://scholar.google.com/citations?user=N0jREosAAAAJ&hl=en&authuser=2>

15.46 AJBAS.docx  
568K

Muhammad Ruswandi Djalal Jurusan Teknik Mesin <wandi@poliupg.ac.id>  
To: Australian Journal Of Basic And Applied Sciences Editor <ajbasetitor@gmail.com>

Mon, Dec 27, 2021 at 5:17 AM

thank you  
our article is ok

**Muhammad Ruswandi Djalal**

S.ST. (Energy Engineering), M.T. (Electrical Engineering)  
State Polytechnic of Ujung Pandang  
Makassar 90245, Indonesia

**My Profile: (SCOPUS), (RG), (SINTA), (SCHOLAR), (ORCHID), (REPOSITORY)**

**Phone: 085250986419**

=====

[Quoted text hidden]

**[INVOICE LETTER] 15.46 Australian Journal Of Basic And Applied Sciences (AJBAS) 2021**

7 messages

Australian Journal Of Basic And Applied Sciences Editor <ajbaseditor@gmail.com>  
 To: Muhammad Ruswandi Djalal Jurusan Teknik Mesin <wandi@poliupg.ac.id>

Tue, Aug 31, 2021 at 10:13 PM

**ISSN:1991-8178****EISSN: 2309-8414****AUSTRALIAN JOURNAL OF BASIC AND APPLIED SCIENCES****Journal homepage: [www.ajbasweb.com](http://www.ajbasweb.com)**

**AUSTRALIAN JOURNAL OF BASIC AND APPLIED SCIENCES, Vol. 15, No.5,  
 2021).**

**Reference No: 15.46 AJBAS 2021****Dated: 31 August 2021****Subject: Acceptance letter/Invoice****Dear authors**

It is to inform that the following paper/article has been peer-reviewed by the expert referees and their comments are positive and hence found suitable for publication after correction. The paper is accepted as a full paper AJBAS.

**TITLE OF PAPER AND AUTHORS NAME****Water Wheel Turbine Performance as a Power Plant in Waste Water Pit PLTU System****<sup>1</sup>Firman Firman, <sup>2</sup>Muhammad Ruswandi Djalal, <sup>3</sup>Aznia Karim, <sup>4</sup>Taufiq Hidayatullah, <sup>5</sup>Fadilatul Uswah****<sup>1,2,3,4</sup>Department of Mechanical Engineering, State Polytechnic of Ujung Pandang, Makassar, Indonesia****Correspondence Author: Dr. Firman, Department of Mechanical Engineering, State Polytechnic of Ujung Pandang, Makassar, Indonesia****E-mail: [firmen@poliupg.ac.id](mailto:firmen@poliupg.ac.id)**

Please send the publication fee of an article to go to the next step of publication. Please make sure that payment is timely received to avoid delay in the publication of article. Kindly note that this paper will not be published until the publication fees are paid before the deadline (23/9/2021).

**Please select the publication option and duration of the publication process**

| Publication option | Duration   | Fees |
|--------------------|------------|------|
| Normal publication | 40-65 days | 125  |
| Fast publication   | 30 days    | 175  |
| Fast               | 21 days    | 250  |
| Fast               | 14 days    | 275  |
| Fast               | 7 days     | 450  |

Please Pay the fees + the tax for transfer the fee.

\*Officer acceptance letter will send to the author after 72 from sending publication fee to complete publication process (Upon Request).

#### Payment Options

Please send the scan to the original document of payment option process.

Paypal account: [abdelrazzaqaltawaha@gmail.com](mailto:abdelrazzaqaltawaha@gmail.com)  
[Abdel Razzaq Al Tawaha](#)

For other Countries like Algeria and Egypt (You can send publication fee by any person related to you from any country). Also, you can pay by EURO Not only USD Dollar.

\* This is the information for sending fee by the Western Union

Receiver Name:

**1<sup>st</sup> Name: Abdel Razzaq Mohammad**

**LAST Name: Saeed Altawaha**

Address: Irbid P.O. Box 1388, Jordan

After transferring money, provide us the following information via

E-mail.

MTCN: number

Sender's First and Last Name:

Address:

Amount:

Article No

1). Xpress Cash Money / Shift/

Receiver Name: Abdel Razzaq Mohammad Saeed Altawaha

Address: Irbid P.O. Box 1388, Jordan

After transferring money, provide us the following information via

E-mail.

MTCN: number

Sender's First and Last Name:

Address:

Amount:

Article No.

2) Xpress Money Services Ltd.

Receiver Name: Abdel Razzaq Mohammad Saeed Altawaha

Address: Irbid P.O. Box 1388, Jordan

After transferring money, provide us the following information via

E-mail.

16-digit XPIN number

Sender's First and Last Name:

Address

Amount

Article No.

**3) Money Gram**

Receiver Name: Abdel Razzaq Mohammad Saeed Altawaha

Address: Irbid P.O. Box 1388, Jordan

The purpose of this Money: Publication fee for Education Scientific Paper for International Journal

After transferring money, provide us the following information via

E-mail.

8 digital number

Sender's First and Last Name:

Address

Amount

Article No

**4)Bank to Bank option**

Inward Transfers without IBAN will be rejected.

**Important Note:**

You must write in Bank Document this statement:

The purpose of this Money: Publication fee for scientific Paper for International Journal

|                                                                          |  |
|--------------------------------------------------------------------------|--|
| <b>Charges by bank-to-bank transfer using the following information.</b> |  |
|--------------------------------------------------------------------------|--|

|                                 |                                                                  |
|---------------------------------|------------------------------------------------------------------|
| Bank Name                       | JORDAN KUWAIT BANK                                               |
| Account Number                  | 218 496437130200                                                 |
| IBAN Number                     | JO 32 JKBA 2180 0049 6437 0013 020000                            |
| Swift Code                      | JKBAJOAM                                                         |
| Agent Name                      | Abdel Razzaq Mohammad Saeed Altawaha                             |
| Date of Birthday                | 10/8/1984                                                        |
| Nationality                     | Jordanian                                                        |
| Country                         | Jordan                                                           |
| City                            | IRBID                                                            |
| Address Or Branch Name for Bank | ARMY                                                             |
| ID Number                       | *****91                                                          |
| Phone Number                    | 00962-795016606                                                  |
| E-mail address                  | <a href="mailto:ajbaseditor@gmail.com">ajbaseditor@gmail.com</a> |

a

**Important Note:**

1) By submitting the processing fee, it is understood that the author has agreed to our terms and conditions which may change from time to time without any notice.

2) The author will take the responsibility what so ever if any copyright infringement or any other violation of any law is done by publishing the research work by the author

3) Before publishing, the author must check whether this journal is accepted by his employer, or any authority he intends to submit his research work. We will not be responsible in this matter.

4) If at any time, due to any legal reason, if the journal stops accepting manuscripts or could not publish already accepted manuscripts, we will have the right to cancel all or any one of the manuscripts without any compensation or returning any kind of processing cost.

5) The cost covered in this invoice is only for the online publication of a single manuscript.

---

Editor-In-Chief

**Australian Journal of Basic and Applied Sciences (AJBAS)**

E-mail: [Ajbaseditor@gmail.com](mailto:Ajbaseditor@gmail.com)  
Website: <http://www.ajbasweb.com>  
Call #: +962795016606, WhatsApp #: +962795016606

Google scholar link:  
<https://scholar.google.com/citations?user=NojREosAAAAJ&hl=en&authuser=3>

**Impact Factor of Google Scholar 2.5**  
**Published By AENSI Publications**

Muhammad Ruswandi Djalal Jurusan Teknik Mesin <[wandi@poliupg.ac.id](mailto:wandi@poliupg.ac.id)>  
To: [firman@poliupg.ac.id](mailto:firman@poliupg.ac.id)

Tue, Aug 31, 2021 at 10:39 PM

=====

**Muhammad Ruswandi Djalal**  
S.ST. (Energy Engineering), M.T. (Electrical Engineering)  
State Polytechnic of Ujung Pandang  
Makassar 90245, Indonesia  
**My Profile: (SCOPUS), (RG), (SINTA), (SCHOLAR), (ORCHID), (REPOSITORY)**

=====  
Phone: 085250986419  
=====

[Quoted text hidden]

Australian Journal Of Basic And Applied Sciences Editor <ajbasetitor@gmail.com>  
To: Muhammad Ruswandi Djalal Jurusan Teknik Mesin <wandi@poliupg.ac.id>

Sat, Oct 9, 2021 at 4:49 PM

**ISSN:1991-8178**

**EISSN: 2309-8414**

**AUSTRALIAN JOURNAL OF BASIC AND APPLIED SCIENCES**  
**Journal homepage: [www.ajbasweb.com](http://www.ajbasweb.com)**

**AUSTRALIAN JOURNAL OF BASIC AND APPLIED SCIENCES, Vol. 15, No.5,  
2021).**

**Reference No: 15.46 AJBAS 2021**

---

**Dated: 31 August 2021**

**Subject: Acceptance letter/Invoice**

**Dear authors**

It is to inform that the following paper/article has been peer-reviewed by the expert referees and their comments are positive and hence found suitable for publication after correction. The paper is accepted as a full paper AJBAS.

**TITLE OF PAPER AND AUTHORS NAME**

**Water Wheel Turbine Performance as a Power Plant in Waste Water Pit  
PLTU System**

**<sup>1</sup>Firman Firman, <sup>2</sup>Muhammad Ruswandi Djalal, <sup>3</sup>Aznia Karim, <sup>4</sup>Taufiq Hidayatullah, <sup>5</sup>Fadilatul Uswah**

**<sup>1,2,3,4</sup>Department of Mechanical Engineering, State Polytechnic of Ujung Pandang, Makassar, Indonesia**

**Correspondence Author: Dr. Firman, Department of Mechanical Engineering, State Polytechnic of Ujung  
Pandang, Makassar, Indonesia  
E-mail: [firman@poliupg.ac.id](mailto:firman@poliupg.ac.id)**

Please send the publication fee of an article to go to the next step of publication. Please make sure that payment is timely received to avoid delay in the publication of article. Kindly note that this paper will not be published until the publication fees are paid before the deadline (23/10/2021).

[Quoted text hidden]

[Quoted text hidden]

Muhammad Ruswandi Djalal Jurusan Teknik Mesin <wandi@poliupg.ac.id>  
To: Australian Journal Of Basic And Applied Sciences Editor <ajbaseditor@gmail.com>, abdelrazzaqaltawaha@gmail.com

Sat, Oct 9, 2021 at 4:55 PM

Dear Journal Editorial Team

we have sent proof of payment on september 6,2021, on email [abdelrazzaqaltawaha@gmail.com](mailto:abdelrazzaqaltawaha@gmail.com)  
please check  
I attached it again to this email

=====

**Muhammad Ruswandi Djalal**

S.ST. (Energy Engineering), M.T. (Electrical Engineering)

State Polytechnic of Ujung Pandang

Makassar 90245, Indonesia

**My Profile: (SCOPUS), (RG), (SINTA), (SCHOLAR), (ORCHID), (REPOSITORY)**

=====

**Phone: 085250986419**

=====

[Quoted text hidden]

 **Journal Payment.pdf**  
721K

Australian Journal Of Basic And Applied Sciences Editor <ajbaseditor@gmail.com>  
To: Muhammmad Ruswandi Djalal Jurusan Teknik Mesin <wandi@poliupg.ac.id>

Sat, Oct 9, 2021 at 9:26 PM

Dear author,  
The payment was received and the Galley Proof will send very soon.  
**Best Regards**

Editor-In-Chief  
Australian Journal of Basic and Applied Sciences (AJBAS)  
E-mail: [ajbaseditor@gmail.com](mailto:ajbaseditor@gmail.com)  
Website: <http://www.ajbasweb.com>  
Call #:00962795016606, WhatsApp #: 00962795016606

Google scholar IF:2.75

|           | All   | Since 2016 |
|-----------|-------|------------|
| Citations | 43204 | 26149      |
| h-index   | 75    | 56         |
| i10-index | 1204  | 802        |

Sources: <https://scholar.google.com/citations?user=NojREosAAAAJ&hl=en&authuser=2>

[Quoted text hidden]

Muhammad Ruswandi Djalal Jurusan Teknik Mesin <wandi@poliupg.ac.id>  
To: Australian Journal Of Basic And Applied Sciences Editor <ajbaseditor@gmail.com>

Fri, Nov 12, 2021 at 7:47 PM

dear editor

how is the progress of our paper? it's been over a month

=====

**Muhammad Ruswandi Djalal**

S.ST. (Energy Engineering), M.T. (Electrical Engineering)

State Polytechnic of Ujung Pandang

Makassar 90245, Indonesia

**My Profile: (SCOPUS), (RG), (SINTA), (SCHOLAR), (ORCHID), (REPOSITORY)**



=====  
**Phone: 085250986419**  
=====

[Quoted text hidden]

---

**Muhammad Ruswandi Djalal Jurusan Teknik Mesin** <wandi@poliupg.ac.id>  
To: Australian Journal Of Basic And Applied Sciences Editor <Ajbaseditor@gmail.com>

Sat, Nov 27, 2021 at 9:26 AM

dear editor

how is the progress of our paper? it's been over a month

=====  
**Muhammad Ruswandi Djalal**

S.ST. (Energy Engineering), M.T. (Electrical Engineering)

State Polytechnic of Ujung Pandang

Makassar 90245, Indonesia

**My Profile: (SCOPUS), (RG), (SINTA), (SCHOLAR), (ORCHID), (REPOSITORY)**

=====  
**Phone: 085250986419**  
=====

[Quoted text hidden]