

FIBRES & TEXTILES

in Eastern Europe

November/December 2020
Volume 28, No. 6 (144)
ISSN 1230-3666
eISSN 2300-7354
IF 0.775 (2019)
5 – Year Impact Factor 0.782
ICV 154.27 (2019)

Editorial Office

ul. Skłodowskiej-Curie 19/27, 90-570 Łódź, Poland
tel. (48-42) 638-03-14; e-mail: infor@ibwch.lodz.pl
<http://www.fibtex.lodz.pl>

Editorial Department

Editor-in-Chief	Text Editor
Emilia Jaszczurska-Niedźwiedzka	Geoffrey Large
Vice Editor-in-Chief	Typesetting
Marta Cyrczak-Adhikari	Beata Gawłowska, Media-Press
Assistant Editor	Printed at
Anna Wahl	Media-Press

Editorial Committee

Chairperson:

Dariusz Wawro (IBWCh)

Members:

Danuta Ciechańska (ITE-PIB)
Izabela Ciesielska-Wróbel (UGent, NCSU)
Włodzimierz Cygan (TUL)
Zdzisław Czapliski (INFMP)
Robert Drobina (UB-B)
Radosław Dziuba (UL)
Ryszard Korycki (TUL)
Bipin Kumar (HKPU)
Bogdan Mac (IBWCh)
Adnan Mazari (TUL)
Małgorzata Michniewicz (IBWCh)
Zbigniew Mikołajczyk (TUL)
Daiva Mikučionienė (KTU)
Monika Rom (UB-B)
Sigitas Stanys (KTU)
Zbigniew Stempień (TUL)
Krystyna Twarowska-Schmidt (IBWCh)
Alojzy Urbanowski (IBWCh)

Scientific Board

Chairperson:

Prof. Katarzyna Grabowska (TUL) Poland

Members:

Prof. Valery Bashmetau (VSTU) Belarus
Prof. Andrzej Błędzki (ZUT) Poland
Prof. Chokri Cherif (TU Dresden) Germany
Prof. Hans-Peter Fink Potsdam, Germany
Prof. Lubos Hes (TU Liberec) Czech Republic
Prof. Tadeusz Jackowski (TUL) Poland
Prof. Vladan Koncar (ENSAIT) France
Prof. Ryszard Kozłowski (IWNIRZ) Poland
Prof. Izabella Krucińska (TUL) Poland
Prof. Anton Marcinčin (STU) Slovak Republic
Prof. Józef Masajts (TUL) Poland
Prof. Rimvydas Milišius (KTU) Lithuania
Prof. Jiří Militký (TUL) Czech Republic
Prof. Heinrich Planck Denkendorf, Germany
Prof. Zoran Stjepanović (UM) Slovenia
Prof. Lieva Van Langenhove (UGENT) Belgium

FIBRES & TEXTILES in Eastern Europe
is decorated with the Golden Order
of the Polish Textile Association



FIBRES & TEXTILES in Eastern Europe is inserted on the Master Journal List of Clarivate Analytics Philadelphia, USA and on Index Copernicus Journal Master List. The journal is indexed in Research Alert, SCI Expanded (SCI Search and Web of Science), the Materials Science Citation Index, Current Contents/Engineering, Computing & Technology; the Textile Institute, Manchester, in the Information Service; Rapra Technology Ltd.; Elsevier Geo Abstracts; Chemical Abstracts Service; and Referativny Zhurnal, i.a.

No part of this publication may be reproduced without the prior written permission of the publisher: Łukasiewicz-IBWCH.

No responsibility is assumed by the publisher for any injury and/or damage to persons or property as a matter of application of any methods, products, instructions or ideas contained in the material herein. Although all advertising material is expected to conform to ethical standards, inclusion in this publication does not constitute a guarantee or endorsement of the quality or value of such product.

On the cover a fragment of Jolanta Owidzka's structural tapestry 'Prayer book'

published by:

 **Łukasiewicz**
Institute of Biopolymers
and Chemical Fibres

Contents

4 Abstracts in Polish

GENERAL PROBLEMS OF THE FIBRE AND TEXTILE INDUSTRIES

- 8 **Romanian Consumer Preferences for Celebrity Endorsement TV Ads for Romanian and Global Apparel Brands**
M.R. Gabor, N. Cristache, F.D. Oltean

RESEARCH AND DEVELOPMENT

- 15 **Grafting Modification of Natural Fibres with Cyclodextrin**
J. Liu, X. Ma, W. Shi, J. Xing, C. Ma
- 24 **High Efficiency Covering Technology for Covered Yarn Production: Controlling the Spandex Yarn Draw Ratio**
P. Feng, D. Liu, Ch. Yang
- 29 **Simulation of the Colour Appearance of Weft-Knitted Fabric by Extracting and Mapping Colour Textures of Coloured Spun Yarn**
P. Cui, Y. Xue
- 35 **Prediction of Polypropylene Yarn Shrinkage in the Heat-Setting Process Using the Fuzzy Inference System**
M. Dadgar
- 43 **Influence of Crimp and Inter-Yarn Friction on the Mechanical Properties of Woven Fabric under Uniaxial/Biaxial Tensile Loading**
C. Huang, L. Cui, H. Xia, Y. Qiu, Q-Q. Ni
- 53 **Analysis of the Impact Resistance Capacity of 3D Spacer Fabrics Based on Impact Tests**
K. Zawadzka, M. Barburski, J. Rutkowski
- 58 **Potentialities of Reducing Textile Waste in the Manufacturing of Garments from Striped Fabrics**
I. Vilumsone-Nemes, V. Kapla, D. Belakova
- 64 **Development of Loop-Shaped Textile Anchoring Reinforcements Based on Multiaxial Warp Knitting Technology**
S. Rittner, K. Speck, A. Seidel, M. Ewertowski, M. Curbach, C. Cherif
- 72 **Effect of Stitch Density and Stitch Type on the Moisture Management Properties of Seams for High Active Sportswear Application**
M. Maanvizi, C. Prakash, V. Rameshbabu
- 79 **Measurement of the Inside Microclimate of Footwear Constructed from Different Material Sets**
B. Grabowska-Polanowska, J. Kwiecień, R. Gajewski
- 85 **Comparison of the Antimicrobial and Antioxidant Efficacy of Viscose Treated with Various Natural Compounds for Medical Use**
O. Šauperl, J. Tompa
- 89 **Study on the Electromagnetic and Mechanical Properties of Coated Composites**
Y. Liu, H. Wang, Y. Zhang, X. Wang, G. Yin, X. Han, J. Niu
- 98 **Influence of the Soaking Time on the Mechanical Properties of Coir as a Natural Composite Reinforcement**
M. Arsyad, R. Soenoko, A. Arman
- 104 **Combined Scouring and Bleaching of Cotton/Linen Blends by a Near-Neutral Activated Peroxide System**
L. Li, Q. Li
- 110 **Attaining Optimum Values of Colourfastness Properties of Sustainable Dyes on Cotton Fabrics**
S. Islam S, S.Md.M. Alam, S. Ahmed
- 118 **Cold Plasma Treatment in Wet Chemical Textile Processing**
B.B. Yilma, J.F. Luebben, G. Nalankilli
- 127 **SACNN: Spatial Adversarial Convolutional Neural Network for Textile Defect Detection**
W. Hou, X. Tao, W. Ma, D. Xu
- 134 **Information for Authors. Advertising and Subscription Information**

General information: 2nd International Conference on Cellulose Fibres – cover II; WBC 2020 – p. 14; Global Cotton 2020 – p. 23; ICNB 2020 – p. 34; FTEE – p. 41; TECHTEXTIL 2021 – p. 42; X International Conference on Textile Composites and Inflatable Structures “Structural Membranes 2021” – p. 52; International Cotton Conference 2021 – p. 57; WBC 2020 – p. 63; TECHTEXTIL 2021 – p. 71; Global Cotton 2020; Color & Chem Expo 2021, Inter Dye & Textile Printing 2021 – p. 78; InterTextile 2021 – p. 84; ICBPC 2020 – p. 97; 2nd International Conference on Cellulose Fibres – p. 103; Fast Textile 2021 – p. 109; INMOTION 2021 – p. 117; HIGHTEX 2021; ITM 2021 – p. 126; IOHA 2021 – cover III.

Influence of the Soaking Time on the Mechanical Properties of Coir as a Natural Composite Reinforcement

DOI: 10.5604/01.3001.0014.3804

¹ Politeknik Negeri Ujung Pandang,
Department of Mechanical Engineering,
90245 Makassar,
South Sulawesi, Indonesia,
* e-mail: arsyadhabe@poliupg.ac.id

² Universitas Brawijaya,
Department of Mechanical Engineering,
65145 Malang,
East Java, Indonesia

Abstract

This study aimed to determine the effect of the long soaking of coir in sodium hydroxide solution on its mechanical properties. The materials used, namely coir, sodium hydroxide solution, polyester matrix, catalyst, and aquades. The coir was soaked in a sodium hydroxide solution for 1, 5, 7, 9, and 11 hours. After that, coconut fibre was washed using distilled water, and then dried in an oven at 90 °C for 5 hours. Next, a single fibre tensile and pull out test was performed. Based on the results and discussion, it was concluded that immersing coconut fibre in sodium hydroxide solution for 7-hours gave the maximum tensile strength and interfacial shear strength of 223.91 N/mm², and 9.8 N/mm², respectively. Coir as a composite reinforcement has the potential to be used for engineering material such as ceiling boards and fishing boat walls.

Key words: soaking, NaOH, tensile, shear, interfacial.

to increase the strength of fibre-packed composites [1].

The characteristics of composite reinforced natural fibre depend on the properties of the fibre, fibre growth, bonding interactions between the fibre and the matrix, fibre size, fibre form, number of fibres in the matrix, and processing techniques. Also, the chemical treatment can determine the nature of a composite product. It is also affected by some fibre conditions such as how the fibres are obtained, as well as their size and shape fibre [2]. The size and shape of the fibre are necessary for certain purposes such as processing and engagement with the matrix. Fibre content can also affect the composite mechanical strength. Two factors that may affect the distribution of fillers are interactions between fillers and the filler length. The interaction between fellow lignocellulosic fillers through hydrogen bonds causes the buildup of fibres, resulting in the cracking or breaking of fibres. Also, this type of filler may also affect the composite strength because different lignocellulosic fillers have different cellulose, lignin and hemicellulose contents [3]. Coir is treated with 0.7% NaClO₂ with a long boiling variation of 0, 15, and 90 minutes, where the longer the fibre is boiled, the more the lignin decreases and the cellulose and hemicellulose increase, while the tensile strength decreases, as compared to the fibre without treatment [4]. The chemical composition is a crucial criterion that influences the mechanical properties of natural fibre [5].

The interconnection of the fibre with the matrix consists of several bonding

models: (a) chemical bonds, (b) ionic electrostatic bonds, (c) molecular reaction interconnections, and (d) mechanical bonds [6]. The NaOH treatment of fibres will give two effects fibres: (1) increasing the surface roughness of the fibres to produce better interlocking, and (2) increasing the amount of loosened cellulose [7]. The composite strength of the treated NaOH composite increased significantly by about 53% compared to composites made from untreated fibres and by 33% compared to the non-fibre composite, where the fibre was soaped in 10% NaOH for 3-hours [8]. IFSS is a direct measurement of the bond between a fibre and a matrix [9]. Nam et al. also reported that coir-PLA (polylactic acid) matrix soaked in 5% NaOH solution for 24, 48, 72, and 96 hours obtained the highest IFSS value at 72 hours immersion [10].

In the recent decades, recycling, reusing and recovering cellulosic fibres have increased considerably. Cellulosic fibres, like wood, sisal, coir (coir), jute, palm, bamboo, wood, paper in its natural condition, as well as several waste cellulosic products such as shell flour, wood flour and pulp have been used as reinforcing agents of different thermosetting and thermoplastic matrix. The global production of cellulosic fibres from wood pulp in 2012 was 173.8 million tonnes. Chemical pulp made up 93% of market pulp. From these values, it can be observed that the availability of this raw material is really important and its importance will grow when the consumption per capita of paper in developing countries reaches

■ Introduction

Factors that need to be considered to increase the strength of composites reinforced with natural fibre are (1) the bonding between the surface of the fibre and the matrix, (2) the way of preparing the fibre, and (3) the fibre elasticity modulus used being higher than the matrix. The surface of coir containing a lot of impurities will affect the process of engagement with the matrix. One way to remove dirt on the fibre surface is the chemical treatment process. The chemical treatment of fibres can be considered in modifying the properties of natural fibres, such as fibre surfaces, removing impurities, fibre strength, and increasing the interaction between the fibre-matrix. Therefore, modification of the surface treatment of fibres should be considered

values comparable to those of developed countries [11].

Experimental

Materials

Coconut fibre (Coir) was obtained from the Sidenreng Rappang Regency of South Sulawesi Province, Indonesia. The coir was separated from coconut husk by a mechanical extraction method and then cleaned. Sodium hydroxide (NaOH) solution with 20% concentration, polyester matrix (Yukalac BQTN-EX Lot No. T1580818TS), catalyst MEKPO (Metyl Ethyl Ketone Peroxide), and aquades was obtained from chemical stores in Makassar City.

Fibre treatment

The Coir was soaked in a NaOH solution for 1, 5, 7, 9, and 11 hours at room temperature. After that, the coir was washed using distilled water, and then dried in an oven at 90 °C for 5 hours [12].

Hydrolysis process

The chemical composition of the coir was determined using the Chesson method [12]. A mixture containing 1 g of dry coir, and 150 ml of distilled water was heated in a glass tube at a temperature of 90-100 °C for 1 hour, and called sample (A). Sample (A) was filtered, then the residue was washed with 300 ml of hot water and next, dried in an oven to a constant weight, which was called sample (B). Sample (B) was mixed with 150 ml of 1 N H₂SO₄, then heated in a glass tube at a temperature of 90-100 °C for 1 hour. Next, Sample (B) was filtered, and then washed with 300 ml of distilled water. Afterwards, the residue of sample (B) was dried, and called sample (C). Sample (C) was then immersed in 10 ml of 72% H₂SO₄ at room temperature (28 °C) for 4 hours. After that, 150 ml of 1N H₂SO₄ was added to sample (C) and refluxed in glass tubes at 90-100 °C for 1 hour. The solid was next washed with 400 ml of distilled water, then heated in an oven at 105 °C and weighed to a constant weight; it was called sample (D). Finally, sample (D) was heated to ash and weighed; this was then called sample (E). The percentage of hemicellulose (H), cellulose (S), and lignin (L) were calculated using the following Equations (1-3):

$$H = (B - A)/A \times 100\% \quad (1)$$

$$S = (C - D)/A \times 100\% \quad (2)$$

$$L = (D - E)/A \times 100\% \quad (3)$$

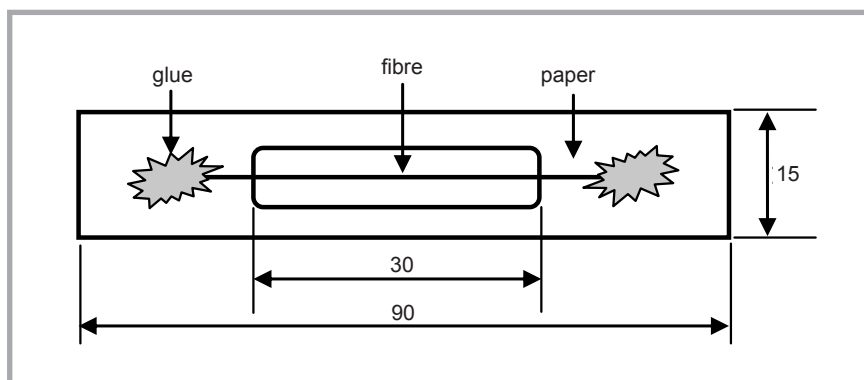


Figure 1. Specimen of single fibre test ASTM 3379-02 for the tensile test.

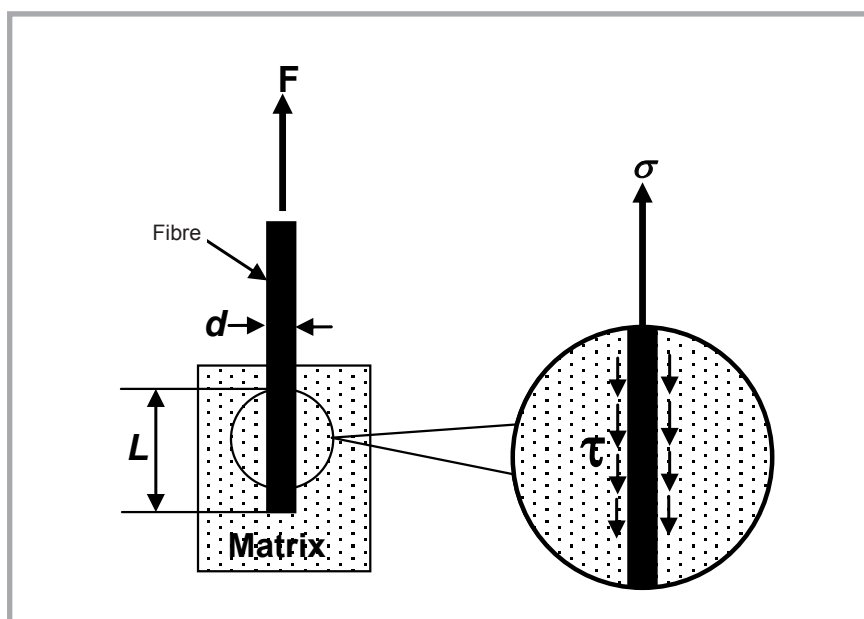


Figure 2. Process of single fibre pull out test.

Tensile and pull out test

Tensile and pullout tests of single fibre were performed using the Testometric M500-25CT DBBMTCL pull-2500 kg Test, Rochdale, England. A single fibre tensile test was carried out in accordance with ASTM 3379-02, shown in Figure 1. Each test variable was performed 3 (three) times. The tensile strength can be determined by applying Equation (4):

$$s = F/A \quad (4)$$

Where, s – maximum tensile stress (N/mm²), F – maximum load (N), A – sectional area (m²).

Single fibre pull out (SFPO) testing was carried out to determine the reaction or bonding ability between the fibre and the matrix. This test is performed over the length of the fibre embedded in the matrix which was 1 mm, with a tensile speed of 1 mm/min [10, 22]. The process of interfa-

cial shear stress between the surface of the coir and the polyester matrix is shown in Figure 2 [9, 12]. The strength of the shear force that occurs can be calculated using the following equation (5) [9, 12-14]:

$$t = F/pdL \quad (5)$$

Where, t – interfacial shear strength (N/mm²), F – maximum load (N), d – fibre diameter (mm), L – embedded fibre length (mm).

In the SFPO test, the maximum tensile load value of the fibre until fibre released from the matrix was established. Based on the value of the tensile load and Equation (5), we obtained the value of the interfacial shear strength (IFSS) [10].

SEM observation

Observation of the surface of the coir was made using an SEM (Scanning

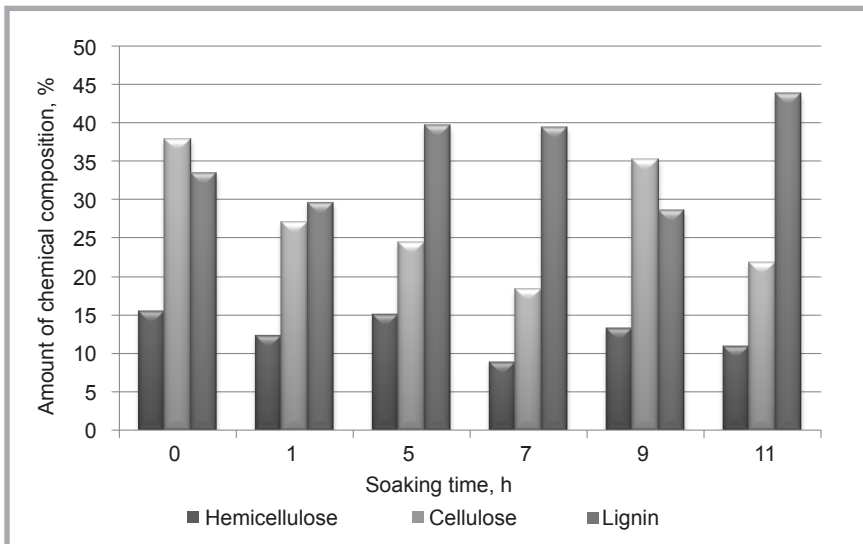


Figure 3. Amounts of the chemical composition of coir.

Table 1. Amounts of the chemical composition of coir.

Soaking time, h	Hemicellulose, %	Cellulose, %	Lignin, %
0	15.5	37.9	33.5
1	12.25	27.07	29.62
5	15.08	24.4	39.65
7	8.85	18.4	39.34
9	13.29	35.18	28.55
11	10.96	21.84	43.75

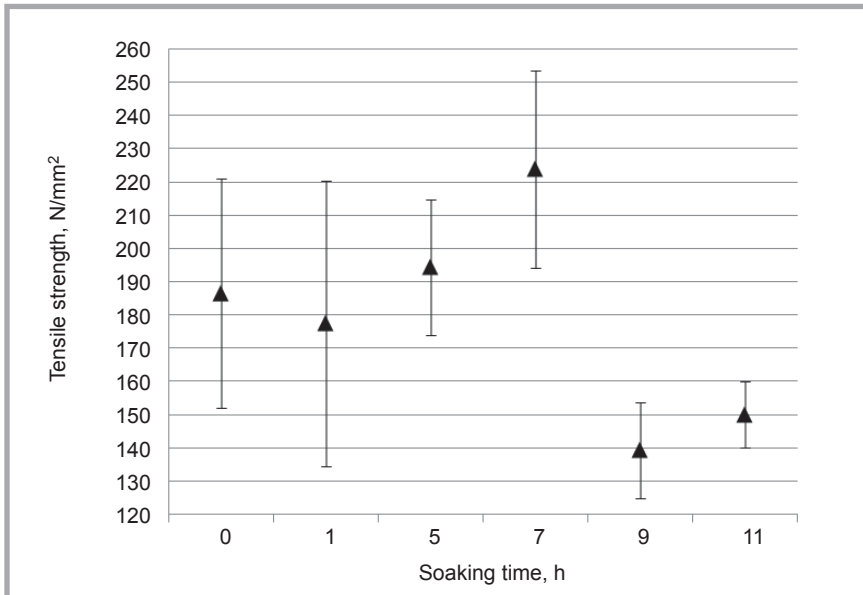


Figure 4. Tensile strength of coir.

Table 2. Tensile strength of coir.

Soaking time, h	D, mm	F, N	σ , N/mm ²	ϵ , %
0	0.31	14.02	186.42	28.33
1	0.28	10.30	177.55	29.64
5	0.25	9.53	194.31	35.40
7	0.23	9.47	223.91	27.23
9	0.30	10.15	139.39	26.55
11	0.30	10.60	150.04	28.85

Electron Microscope, Phenom G2Pro). This is done to see changes in the surface roughness of the coconut fibre, as well as the grooves in the polyester matrix, which are the location of former coir fibres.

Results and discussion

Hydrolysis process

Table 1 and Figure 3 show the hemicellulose, cellulose, and lignin content of coir before and after immersion in NaOH solution. Coir without soaking contains hemicellulose 15.5%, cellulose 37.9%, and lignin 33.5%. This is different from that reported by Ramakrishna, namely hemicellulose 31.1%, cellulose 33.2%, and lignin 20.5% [15], and from that reported by Khan, namely hemicellulose 7.6%, cellulose 44.1%, and lignin 37.1% [16]. These differences indicate that despite the same type of fibre, the place of growing the fibre will determine the amount of hemicellulose, cellulose, and lignin [7, 17, 18]. In this study, the lowest amount of hemicellulose and cellulose content was obtained for a 7-hour immersion i.e. 8.85% and 18.40 %, respectively. This shows that the longer the fibre is soaked in NaOH solution, the greater the degradation of hemicellulose, and cellulose [7]. However, when coir is soaked in a solution of 0.7% NaClO₂ for 0, 15 and 90 minutes, the amount of cellulose and hemicellulose increases along with the time of fibre soaking [4]. This shows that the type of chemical solution used in soaking will also determine the chemical composition of the fibre.

Tensile strength

Table 2 and Figure 4 show the tensile strength of coir before and after being soaked. The tensile strength of coir before soaking in NaOH solution was 186.420 N/mm², while after soaking the highest was obtained for a 7-hour immersion i.e. 223.907 N/mm²; decreasing after that. A close agreement is found with the data of a previous study of Ray where the percentage of the tensile strength decreased by 23% after being immersed in 5% NaOH solution for 8 hours, despite an increase in the modulus of elasticity of flax fibre of 12%, 68%, and 79% after 4, 6 & 8 hours [19]. Muenstri reported that for coir which was immersed in 0.7% NaClO₂ solution for 0, 15, and 90 minutes, the tensile strength increased with increasing immersion time, as compared to untreated fibres [4].

Interfacial shear strength

In the SFPO test, the maximum tensile load value is given to the fibre until the fibre pulls out of the matrix. Based on the value of the tensile load and *Equation (5)*, we obtain IFSS values as shown in *Table 3*, and *Figure 5*.

The low value of IFSS can be caused by a mismatch between hydrophilic fibres and hydrophobic matrix and the presence of layers or impurity particles on the surface of coir, which results in fewer mechanical interactions between the coir and the polyester matrix [13]. The value of IFSS of coir-polyester matrix that was immersed in NaOH solution increased compared with that which was not immersed. As shown in *Table 3*, the IFSS of coir- polyester matrix soaked in NaOH solution increases with increasing immersion time from 0 to 11 hours. This occurs due to the removal of layers or impurity particles on the surface of the coir during immersion in NaOH solution, which causes increased adhesion between the coir and polyester matrix [9]. However, the IFSS after soaking for 9 and 11 hours is lower than after soaking for 7 hours. This can be caused by the less adhesion of the coir- polyester matrix and mechan-

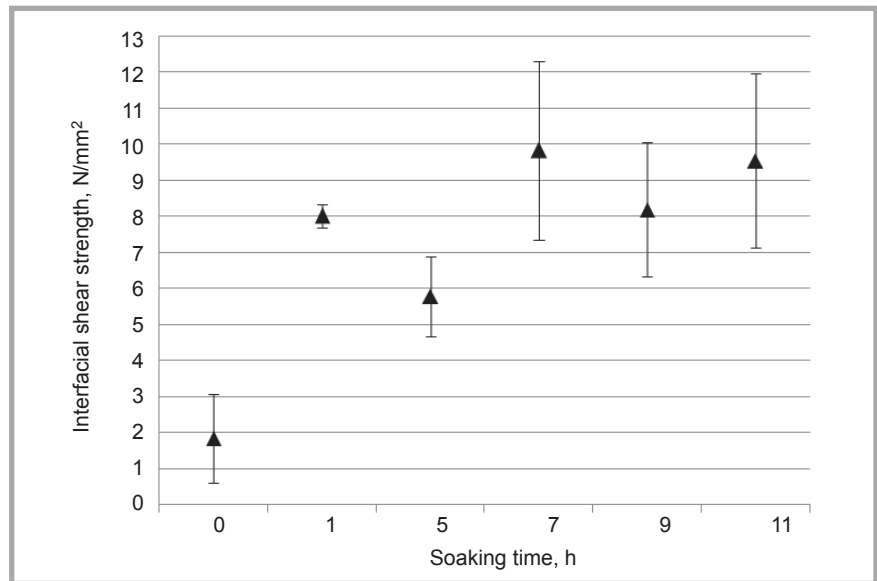


Figure 5. IFSS of coir-polyester matrix

Table 3. IFSS of coir-polyester matrix.

Soaking time, h	d, mm	F, N	τ , N/mm ²
0	0.31	3.70	1.85
1	0.28	6.90	8.01
5	0.28	5.17	5.78
7	0.26	7.90	9.82
9	0.28	7.17	8.18
11	0.25	7.37	9.54

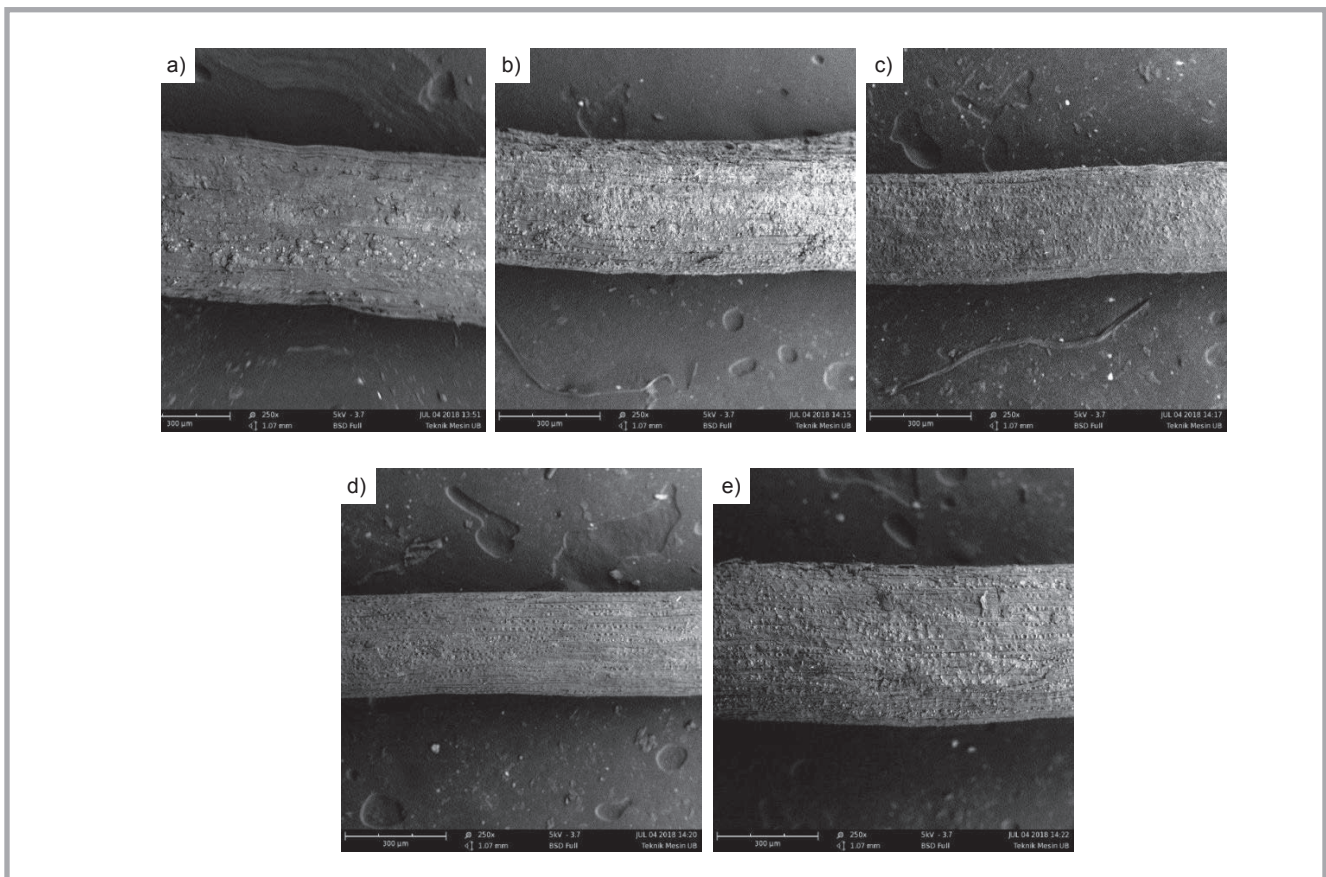


Figure 6. Surface roughness of coir after soaking in NaOH solution: a) 1 hour, b) 5 hours, c) 7 hours, d) 9 hours and e) 11 hours,




Figure 7. SFPO test results of coir soaked for 7 hours in a NaOH solution: a) coir is removed from the matrix after a pull out test, b) matrix where extracted coir is removed.

ical interaction between the fibre and the matrix. In short, the best NaOH treatment of coir in this study was 7 hours soaking. Soaking coir in a NaOH solution increases the strength of the interface bond [10]. The immersion of coir in NaOH solution increases the bond strength of the interface and the wetting of the fibre by the polyester matrix, which causes an increase in bonding between the fibre and the matrix [13].

SEM observation

Figure 5 shows the IFSS of coir before and after soaking in a NaOH solution. **Figure 5** shows that the soaking time of coir in the NaOH solution has a very significant effect. The highest IFSS is obtained for 7 hours' soaking. This shows that after 7 hours' immersion, the IFSS decreased. As Nam reported, for coir soaked in a 5% NaOH solution for 24, 48, 72, and 96 hours, the highest IFSS was obtained for an immersion of 72 hours, after which the IFSS decreased [10]. The value of IFSS for 7 hours' soaking is due to the surface of the coir being coarser compared to that after another soaking, as shown in **Figure 6** [13]. Surface roughness will affect the bond strength between the fibre and matrix. Rougher surfaces will increase the bonding ability between fibres and the matrix [12, 20, 21].

Figure 7.a shows the surface of coir removed from the polyester matrix in a SFPO test. On the surface of the coir, the matrix is still attached. This shows the strong bond between the matrix and the coir. **Figure 7.b** shows traces of coir left behind in the matrix as a friction ef-

fect between the coir and polyester matrix. On the groove, a visible part of the coir left behind is attached to the matrix. This shows the strong bond between the coir and the polyester matrix [22-24]. Soaking in NaOH solution can increase the adhesion between the fibre and the matrix because it removes natural and artificial impurities from the surface of the fibre and changes the unit's arrangement in cellulose macromolecules. In addition, it can also increase the surface roughness of the fibres and the amount of cellulose exposed to the fibre surface, resulting in better mechanical interlocking. As in **Table 1**, the amount of coir cellulose that has been soaked in NaOH solution is smaller than that of coir that has not been soaked. Therefore, the development of fibre surface tomography and the bonding of the fibre interface with the matrix will improve mechanical properties [13].

Conclusions

Coir was soaked in NaOH solution with a concentration of 20% for 1, 5, 7, 9, and 11 hours to determine the effect of the soaking time. After testing the chemical composition, tensile strength, and interfacial shear strength, as well as observation of the surface of the coir, it was concluded that the soaking time of the coir in NaOH solution decreased the amount of hemicellulose and cellulose, making the surface of the fibre coarser. The tensile strength and interfacial shear strength maximum were obtained after 7-hours immersion – 223.907 N/mm² and 9.8 N/mm², respectively

Acknowledgements

This research is supported by Politeknik Negeri Ujung Pandang (PNUP) and Universitas Negeri Makassar (UNM). The authors would also like to thank the Director of PNUP and the Rector of UNM for the use of facilities to conduct this research.

References

- Lai CY, Sapuan SM, Ahmad M, Yahya N. Mechanical and Electrical Properties of Coir Reinforced Polypropylene Composites. *J.Polymer Plastics Technology and Engineering* 2005; 44: 619-632.
- Khalil HPSA, Alwani MS, Omar AKM. Chemical Composition, Anatomy, Lignin Distribution, and Cell Wall Structure of Malaysian Plant Waste Fibers. *J.Bioresources* 2006; 1(2): 220-232.
- Rozman HD, Tan KW, Kumar RN. The Effect of Lignin as a Compatibilizer on the Physical Properties of Coir Polypropylene Composites. *J.European Polymer Journal (Elsevier)* 2000; 36: 1483-1494.
- Muensri P, Kunanopparat T, Menut P, Siriwanayotin S. Effect of Lignin Removal on the Properties of Coir/Wheat Gluten Biocomposite. *J.Composites (Elsevier)* 2011; 42: 173-179.
- Ilyas RA, Sapuan SM, Ishak MR, Zainuddin ES. Effect of Delignification on the Physical, Thermal, Chemical, and Structural Properties of Sugar Palm Fibre. *Bioresources* 2017; 12(4): 8734-8754.
- Joshay MK. Isora Fibre Reinforced Polyester and Epoxy Composites. [Dissertation]. India: Cochin University of Science and Technology; 2007.
- Mohanty AK, Misra M, Drzal LT. Natural Fibers, Biopolymers, and Biocomposites. New York: CRC Press Taylor & Francis Group; 2005.
- Rosaa MF, Chiou B, Medeiros ES. Effect of fiber Treatments on Tensile and Thermal Properties of Starch/Ethylene Vinyl Alcohol Copolymers/Coir Biocomposites. *J. Bioresource Technology* 2009; 100: 5196-5202.
- Bakri, Putra AEE, Renreng I, Arsyad H, Mochtar AA. Sodium Bicarbonate Treatment of Coir Fiber on Wettability and Shear Strength of Coir Fiber-Epoxy Composite. *Journal of Physics: Conf. Series* 2019; 1242: 012056.
- Num TH, Ogihara S, Kobayashi S. Interfacial, Mechanical and Thermal Properties of Coir Fiber-Reinforced Poly(Lactic Acid) Biodegradable Composites. *Advanced Composite Materials* 2012; 21: 103-122.
- André LC, Bruno VS, Vanda FR, Ruth MCS. Influence of Coupling Agent in Compatibility of Post-Consumer HDPE in Thermoplastic Composites Reinforced with Eucalyptus Fiber. *Materials Research* 2014; 17(Suppl.1): 203-209.
- Arsyad M. Effect of NaOH Treatment on the Coir Surface. *ARNP Journal of En-*

- gineering and Applied Sciences* 2017; 12(6): 1870-1875.
13. Num TH, Ogihara S, Tung NH, Kobayashi S. Effect of Alkali Treatment on Interfacial and Mechanical Properties of Coir Fiber Reinforced Poly(Butylene Succinate) Biodegradable Composites. *Composite: Part B* 2011; 42: 1648-1656.
 14. Akindoyo JO, Beg MDH, Ghazali S, Islam MR. The Effects of Wettability, Shear Strength, and Weibull Characteristics of Fiber-Reinforced Poly(Lactic Acid) Composites. *Journal of Polymer Engineering* 2015; 36(5): 1-9.
 15. Ramakrishna G, Sundararajan T. Studies on the Durability of Natural Fibres and the Effect of Corroded Fibres on the Strength of Mortar. *Cement and Concrete Composite* 2005; 27(5): 575-582.
 16. Khan GMA, Alam MS. Thermal Characterization of Chemically Treated Coconut Husk Fibre. *J.Indian Journal of Fibre & Textile Research* 2012; 37: 20-26.
 17. Arsyad M, Wardana IGD, Pratikto and Irawan YS. The Morphology of Coir Surface under Chemical Treatment. *Revista Materia* 2015; 20(1): 169-177.
 18. Palungan MB, Soenoko R, Irawan YS, Purnowidodo A. The Effect of Fumigation Treatment Towards Agave Cantala Roxb Fibre Strength and Morphology. *Journal of Engineering Science and Technology* 2017; 12(5): 1399 – 1414.
 19. Ray D, Sarkar BK, Rana AK and Bose NR. Effect of Naoh Treated Jute Fibres on Composites Properties. *Bulletin of Materials Science* 2001; 24(2): 129-135.
 20. Mardin H, Wardana ING, Pratikto, Suprpto W, Kamil K. Effect Of Sugar Palm Fiber Surface On Interfacial Bonding With Natural Sago Matrix. *Advances in Materials Science and Engineering* 2016.
 21. Arsyad M, Wardana ING, Pratikto and Irawan YS. Bonding Ability of Coconut Fiber with Polyester Matrix as a Result of Chemical Treatment. *International Journal of Applied Engineering Research* 2015; 10(4): 9561-9570.
 22. Renreng I, Soenoko R, Pratikto, Irawan YS. Effect of Turmeric (*Curcuma Longae*) Treatment on Morphology and Chemical Properties of Akaa (*Corypha*) Single Fiber. *Journal of Engineering Science and Technology* 2017; 12(8): 2229-2237.
 23. Sari NH, Wardana ING, Irawan YS and Siswanto E. The Effect of Sodium Hydroxide on Chemical and Mechanical Properties of Corn Husk Fiber. *Oriental Journal of Chemistry* 2017; 33(6): 3037-3042.
 24. Arsyad M, Soenoko R. The Effects of Sodium Hydroxide and Potassium Permanganate Treatment on Roughness of Coir Surface. *MATEC Web of Conferences* 2018; 204: 05004.

Received 13.05.2019 Reviewed 16.04.2020



**2nd International Conference on
CELLULOSE FIBRES**
2–3 February 2021, Cologne (Germany)



2nd International Conference on Cellulose Fibres, the fastest growing fibre group in textiles, the largest investment sector in the bio-based economy and the solution for avoiding microplastics.

The conference will cover the entire value chain from the lignocellulosic feedstock, dissolving pulp, cellulose fibres – such as rayon, viscose, modal or lyocell and new developments, to a wide range of applications, woven textiles (clothing) and non-wovens (wipes and technical applications). All these sectors have significantly gained in dynamics over the last few years.

Cellulose fibres are a success story within the textiles market with a cumulated annual growth rate (CAGR) between 5 and 10% over the last ten years. This makes cellulose fibres the fastest growing fibre group in the textile industry and also the largest investment sector in the bio-based economy worldwide. The high growth rates are driven by the demand for natural fibres (and bottlenecks in cotton), the microplastic problem and possible bans for plastic fibres. All three drivers will continue to play a significant role in the future development of the sector.

Organiser



nova-Institut GmbH

Contact

Dominik Vogt
Phone: +49 2233 48-1449
e-mail: dominik.vogt@nova-institut.de
nova-institute.eu
cellulose-fibres.eu