



Nur Fitriani Usdyana Attahmid <nurfitriani.poltekpangkep@gmail.com>

[IJST] Editor Decision

1 message

Prof. N Gajendran <indjst2016@gmail.com>

Thu, Jan 16, 2020 at 8:21 PM

To: Dear Nur Fitriani Usdyana Attahmid <nurfitriani.poltekpangkep@gmail.com>

Dear Nur Fitriani Usdyana Attahmid:

We have reached a decision regarding your submission to Indian Journal of Science and Technology, "Evaluation of Physicochemical Properties and Sensory Products of Cocoa Liquor and Dark Chocolate High Polyphenols and Flavanoids".

Our decision is to:

Revision Required

PI find attached rev 2 comments embedded article for revision and submission

to: indjst2016@gmail.com

Prof. N Gajendran

Indian Journal Science and Technology

indjst2016@gmail.com

Editor

Indian Journal of Science and Technology

http://u3383007.ct.sendgrid.net/wf/click?upn=KdGBA-2Fe8Y-2BU1k-2BR4UNTL5TxohRasrR6BNo9-2F3Z5I-2Bq4-3D_CJdTpBnYKrDQ1pYpUVlg5yl3gzOThKv0WzprMwwZxm1AyxuowoQSxB26Fm18cjRFI8zFemrDzcxN3BTfTwxUHq6M6AQtwIsAgKq-2FuTZUvirZCUldDy3aKKjRbgM0DUaZHifupNAk8TDMqkVVOzhSxmmFzu8ridKkDTf9BL5gTrqWhwOjtlOuysJIFbAh2hSC-2FgUI001eYtfrTSGzEovTPk8TIBWvyysWJ7BDYSBfIX3qKgPAMw9BdeHIF379PhJdl

**149883-rev2.docx**

1230K



Nur Fitriani Usdyana Attahmid <nurfitriani.poltekpangkep@gmail.com>

[IJST] 149883: Editor Decision

2 messages

Prof. N Gajendran <indjst2016@gmail.com>

Sun, Jan 26, 2020 at 1:58 PM

To: Dear Nur Fitriani Usdyana Attahmid <nurfitriani.poltekpangkep@gmail.com>

Dear Dear Nur Fitriani Usdyana Attahmid:

We have reached a decision regarding your submission to Indian Journal of Science and Technology, "Evaluation of Physicochemical Properties and Sensory Products of Cocoa Liquor and Dark Chocolate High Polyphenols and Flavanoids".

Our decision is: Accepted

Please follow the below mentioned URL for paying the Article Publishing Fee.

URL: https://u3383007.ct.sendgrid.net/wf/click?upn=KdGBA-2Fe8Y-2BU1k-2BR4UNTL5bPoCkJ72WG2bXXvvr-2F-2FyJsYGJtiCGp9H6gmKw-2BQQblc5uoB8sFoeXCGLG8rJ9mYhA-3D-3D_CJdTpBnYKrDQ1pYpUVlg5yl3gzOThKv0WzprMwwZxm1AyxuowoQSxB26Fm18cjRFF4hAD97e3rGtqNAPayZdNyQ1kQ2CfHIBwbBf6g7wd4wiBAhEW09NrVYasDhrb4m2VVmFrpaHp-2FJg-2BOasKL2GCwAkkiYxIXiF8F2CHSvzWhdPP6OFc-2B5GQa3LlpdAnRDDnVbG-2BNYsq16FE4F3N-2BM5qBmPsjDA79kxBrH9j8Nd6Ten3MsEtyNx9ezuaD2qbT

If the Article Publishing Fee is already paid. Please send us the details.

Please contact us at indjst@gmail.com or 91-44-24492011 for any queries regarding the publication.

Prof. N Gajendran
Indian Journal Science and Technology
indjst2016@gmail.com
Editor

Fee: USD 200

Pay Directly in USD by PayPal
Paypal Account: indjst@yahoo.com
Name: Indian Society for Education and Environment
Please mention article number in the subject line

To pay by Money Gram/ Western Union:

Name: Mr.Natarajan Gajendran
Place: India, Chennai.

Pl provide the following information:

- Date of payment:
- Paid to which account number/ in favour of whom?:
- paypal email ID of sender:
- paypal email ID of receiver:
- Article number:
- Name of the person/ concern who made the payment:
- Any other evidence of payment: chalan/online confirmation received:

(or)

Payment through Bank:

A/C Name (payable to): "Indian Society for Education and Environment"
Account no: 50100113308303

Name of the Bank: HDFC Bank Ltd.
BRANCH: Adyar Gandhi Nagar

BR.CODE: 4297
MICR code: 600240105
IFSC No: HDFC0004297
SWIFT/BIC code: HDFCINBBCHE

Account Type: SB-Institution

City: Chennai

Country: India

Address of the Bank branch: HDFC Bank Ltd., Sreela Terrace, No 105, First
Main Road (Near Adyar Flyover), Gandhi Nagar, Adyar, Chennai-600020, India,
Ph:+91-9840673333, +91402080054

Indian Journal of Science and Technology

https://u3383007.ct.sendgrid.net/wf/click?upn=KdGBA-2Fe8Y-2BU1k-2BR4UNTL5TxohRasrR6BNo9-2F3Z5I-2Bq4-3D_CJdTpBnYKrDQ1pYpUVIlg5yl3gzOThKv0WzprMwwZxm1AyxuowoQSxB26Fm18cjRFff4hAD97e3rGtqNAPayZdLNu8ASQw9szs9ObxI92sFjMwJqwm-2BKEBPt6dqRE5kmQ2myoEQLar7h2VGYI9nb6DROTP6U-2BikVhPeabyz5s5GN1ON2VwExPJGHXs2zAse9WXf-2FSYbYeLFb28rbnEGucvcecEk7ob8O2k-2Fyj49eYL8KeP4QsBpk8i-2BLTmNTEExO8I

Nur Fitriani Usdyana Attahmid <nurfitriani.poltekpangkep@gmail.com>

To: "Prof. N Gajendran" <indjst2016@gmail.com>

Mon, Jan 27, 2020 at 4:32 PM

Dear Prof. N Gajendran
[Indian Journal Science and Technology](https://www.indjst.org/)
indjst2016@gmail.com
Editor

Thank you for our articles to be published at Indian Journal Science and Technology. Payment we have done, and we attach it in the form of PDF file. Hopefully can cooperate in other times

Best Regards,

Nur Fitriani Usdyana Attahmid, Muhammad Yusuf and Pirman

[Quoted text hidden]

2 attachments

 **Payment Journal Page 1.pdf**
477K

 **Payment Journal Page 2.pdf**
946K

Evaluation of Physicochemical Properties and Sensory Products of Cocoa Liquor and Dark Chocolate High Polyphenols and Flavanoids

Nur Fitriani UA^{*1}, Muhammad Yusuf², Pirman²

¹Department of Agroindustry, Politeknik Pertanian Negeri Pangkep, Jl. Poros Makassar – Parepare KM. 83 Mandalle, 90655, Pangkep Regency, Indonesia.

²Department of Chemical Engineering, Politeknik Negeri Ujung Pandang, Jl. Perintis Kemerdekaan KM. 10 Tamalanrea, 90245, Makassar City, Indonesia.

Corresponding author* : +62 081355868677

Abstract

Objectives : This research aims to determine the comparison of cocoa beans without fermentation and cocoa beans fermented dark chocolate products that meet the criteria as a health food based on the content of polyphenols and flavonoids with the aroma and taste that is liked by consumers. **Methods/statistical analysis**: The parameters tested on dark chocolate and cocoa liquor product are melting properties were determined using DSC (*Differential scanning calorimeter*), texture (*TA-XT Plus Texture Analyzer*), Colour lightness was measured Hunter method (*Chromameter*), and total levels of polyphenols and flavonoids. Also, the sensory analysis of aroma and taste using difference from control test methods. Statistical analyses were carried out with Design Expert Stat-Ease Version 11 for response surface methodology (DOE). Panelist data were subjected to analysis of variance (ANOVA) followed by *Duncan's Multiple Range*, with a significance level of 0.05. **Findings** : The results of this study showed that the content of polyphenols and flavonoids on cocoa liquor and the highest dark chocolate respectively amounted to 195.472 mg/g samples and 79.622 mg/g samples while the levels of flavonoid respectively amounted to 206.15 mg/g samples and 113.15 mg/g samples. Best quality produced from cocoa liquor and dark chocolate (100% cocoa beans without fermentation) is the viscosity of 10.49 ± 1.539 poise and 42.166 ± 14.936 poise, texture 5280 g Force/Sec, color lightness 22.03 and 27.42, melting Point 32,17°C. Based on the organoleptic test, dark chocolate products with a comparison of cocoa beans without fermentation and cocoa beans fermentation 25%: 75% have a better aroma and taste and more liked by consumers compared to other products. **Applications** : Mixing cocoa beans fermentation and without fermentation in the making of dark chocolate can increase the aroma and taste of dark chocolate, so it not only has functional properties as a healthy food but also has aroma and flavor that liked by consumers.

Keywords: Cocoa liquor, dark chocolate, fermentation, physicochemical properties, polyphenols.

1. Introduction

Cocoa is an export commodity that contributes to an increase in foreign exchange. The quality of cocoa beans from Indonesia, especially South Sulawesi and West Sulawesi, is below the quality of the cocoa exporting country in the world. The leading cause of low quality of cocoa beans because the fermentation process is not done correctly. The fermentation process can decrease the content of polyphenols in cocoa beans, but the fermentation process is necessary for the formation of aromas and flavors [1,2]. The phytochemical aspects of cocoa beans are well developed into functional chocolate products that are of economic value such as antioxidant tablets, dark choco, late and instant chocolate drink rich in polyphenols. Some of the benefits of polyphenol compounds in cocoa beans are as antidiabetic, antihypertensive, premature anti-aging as well as anti-cancer possibilities [3,4]. In general, cocoa beans produced by farmers are without fermentation so that the quality as a raw material of processed chocolate food products, including the low category. Some of the disadvantages of cocoa beans produced by farmers include low acidity levels, relatively high slaty seed content, and a distinctive flavor of cocoa that is weak because it does not have a compound aroma precursor [5]. The quality of cocoa beans in the chocolate industry is determined by the compound content of

polyphenols, aroma and flavor. The compound content of chocolate aroma and flavor can be obtained through the complete fermentation process of wet cocoa beans before drying [6].

The optimal fermentation process can produce good quality cocoa beans with desired characteristics [7]. Dark chocolate has antioxidant content that can reduce the formation of free radicals in the body so it is good for health. Dark chocolate contains antioxidant components that play a role in controlling LDL (Low-Density Lipoprotein) levels. Choosing dark chocolate with a cacao mass content of 60-80% will get more nutritional benefits [8,9]. The unfermented cocoa beans contain various compounds of polyphenols, about 60% of the total polyphenols in cocoa beans (raw cocoanuts) are the monomers of flavanol (Epikatekin and Catechins) and pro-Cyanidin oligomers (dimmer and dekamer) with a concentration of vary. The concentration of Epikatekin in cocoa bean extract is estimated at 7-10 times higher than that of cocoa liquor [10,11].

Despite the importance of the chocolate market, there are comparatively few studies, which consider the chemical constituents of the finished chocolate product, which is the product of cocoa beans after fermentation, drying process, roasting, winnowing, alkalization, conching and finally tempering. The majority focus on analytical methods for determining the geographical origin of unfermented cocoa bean and fermentation products. The majority focus on analytical methods for determining the geographical origin of unfermented cocoa beans and certain fermentation products. Previous research to look at fatty acid profiles [12], volatile compounds [13], Solid State Magic Angle Spinning (MAS) NMR [14], and Fourier Transform Near-Infrared (FT-NIR) [15] are amongst those reported.

This research aims to develop cocoa beans without fermentation as a healthy chocolate product. Cocoa with a high content of polyphenol,s is a significant health food product of polyphenols. This research is done by producing and evaluating the quality of dark chocolate by varying the amount of concentration of fermented cocoa beans and without fermentation to produce a product rich in polyphenols. Cocoa products obtained will be analyzing the total content of polyphenols and flavonoids, but first conductean d analysis of the total polyphenols and total flavonoids in cocoa liquor before becoming a dark chocolate product. Cocoa Liquor is the base of all types of chocolate without any other material added. The purpose of analyzing the content of polyphenols and flavonoids cocoa liquor in advance to compare whether there is a decrease in the levels of polyphenols and flavonoids levels after becoming a dark chocolate product. Mixing cocoa beans fermentation and without fermentation in the making of dark chocolate can increase the aroma and taste of dark chocolate,te so it not only has functional properties as a healthy food but also has aroma and flavor that liked by consumers.

2. Material And Methods

2.1. Material

The chocolate samples evaluated in this study were made and kindly supplied by Cocoa varieties Forastero from Soppeng Regency, South Sulawesi, Indonesia. All samples were made of dark chocolate with lecithin from Sigma-Aldrich (St. Louis, Missouri, United States), cocoa butter from *Mars Symbioscience Company* (Makassar, South Sulawesi, Indonesia), and sugar in this order. All chemicals were of analytical grade, hexane (CAS: 110-54-3), Sodium carbonate (CAS: 497-19-8) were supplied by Merck Millipore (Burlington, Massachusetts, United States), DPPH (D4313, CAS: 1898-66-4) was from Tokyo Chemical Industry (Tokyo, Japan), Folin Ciocalteau (109001), while aluminum chloride (254134, CAS: 12125-02-9), sodium nitrate (CAS: 7631-99-4), Gallic acid (CAS: 149-91-7) and sodium hydroxide (CAS: 1310-73-2) were from Sigma-Aldrich (St. Louis, Missouri, United States). All samples were made of fermented cocoa beans and cocoa beans without fermentation in this order. Early stages of this research are the manufacture of cocoa liquor with a variation of cocoa nibs fermentation and without fermentation, then continued with the manufacture of dark chocolate. Enrichment ingredients and their addition to plain cocoa liquor and dark chocolate are listed in table 1 and table 2.

Table 1: Experimental variables and their levels used for Response Surface Methodology (Box Behnken Design) of products cocoa liquor

Trial	Code Samples	Fermented Cocoa Beans (%)	Cocoa Beans Without Fermentation (%)
1	L1	0	100
2	L2	25	75
3	L3	50	50
4	L4	75	25

Table 2: Experimental variables and their levels used for Response Surface Methodology (Box Behnken Design) of dark chocolate products

Trial	Code Samples	Sugar (%)	Cocoa liquor (%)	Lecithin (%)	Cocoa butter (%)	Vanilla (%)
1	D1 (100% Cocoa Beans Without Fermentation)	45,6	45,3	0,5	8,5	0,1
2	D2 (75% Cocoa Beans Without Fermentation: 25% Fermented Cocoa Beans)	45,6	45,3	0,5	8,5	0,1
3	D3 (50% Cocoa Beans Without Fermentation: 50% Fermented Cocoa Beans)	45,6	45,3	0,5	8,5	0,1
4	D4 (25% Cocoa Beans Without Fermentation: 75% Fermented Cocoa Beans)	45,6	45,3	0,5	8,5	0,1

2.2. Methods

2.2.1. Preparation of cocoa liquor products

Fermented cocoa beans are roasted in (roasting machine KL Protech Type Number 043.13P033 capacity 15 kg) at 100-105°C for 1 hour, while the cocoa beans without fermentation are injected at 80°C for 40 minutes to form a distinctive aroma and flavor of chocolate. Minimum roasting machine capacity 8 kg. After the roasting stage is completed, then proceed with cooling up to reach the temperature 40-50°C. Then samples of cocoa beans were inserted in winnower (nibs separator machine KL Protech Type Number 049.13P043) to separate between nibs and shell (seeds and outer skin). Once separated from the seeds and outer skin, nibs and shells are weighted with a comparison in table 1. Nibs are then ground using a stone mill (KL Protech Type Number 066.13P063) to destroy nibs that initially shaped coarse solid granular into the cocoa paste (cocoa liquor). Furthermore, cocoa liquor was taken in a ball mill (ball mill mini KL Protech Type Number 041.,13P028) which is useful to smooth the still rough cocoa liquor at 50°C for 30 hours. Cocoa liquor will be analyzed physicochemical content include the analysis of viscosity, the colour, content of polyphenols, and flavonoids.

2.2.2. Preparation of dark chocolate products

The process of dark chocolate begins with the formulation process in table 2. Chocolate dough is inserted into the ball mill for conching at a temperature of 50°C for 12 hours, so obtained the level of smoothness of dough with a particle size close to 20 microns. The molten chocolate was mixed and kept at 25°C for 30 min at a speed of 75 rpm. Samples were then quenched to 25°C and held at that temperature level for 10 min, and then the samples were heated to 30°C and kept at that temperature for 10 min. Tempering is the process of melting the chocolate, precisely at the temperature required by brown fats to form a perfect crystallization or freezing, so that the results are shiny and dried. Chocolate dough in shape for 15-25 min with a mixed temperature of 30°C. Throughout the entire conventional tempering process, all the samples were stirred automatically. Finally, after depositing the freshly tempered chocolates (15°C), they were stored at 5-15°C and 45% RH for 24 hours to improve crystal growth. Then samples were maintained at 5°C until the analyses.

2.2.3. Total phenolic assay

The total phenolic content of dark chocolate and cocoa liquor was determined by using the Folin-Ciocalteu assay [16]. An aliquot (1 g) of extracts or standard solution of Gallic acid (2, 4, 6, 8, 10, and 12 ppm) was added to a 25 ml volumetric flask containing 9 ml of distilled deionized water (dd H₂O). A reagent blank using dd H₂O was prepared. One milliliter of Folin-Ciocalteu phenol reagent was added to the mixture and shaken. After 5 min, 10 ml of 7 % Na₂CO₃ solution was added to the mixture. The solution was diluted to volume (25ml) with dd H₂O and mixed. After incubation for 90 min at room temperature, the absorbance against prepared reagent blank was determined at 750 nm with a UV-Vis Spectrophotometer Lambda 5. The total phenolic content of dark chocolate and cocoa liquor was expressed as mg Gallic acid equivalents (GAE) /100 g fresh weight. All samples were analyzed in duplicates.

2.2.4. Total flavonoid assay

Total flavonoid content was measured by the aluminum chloride colorimetric assay [16]. An aliquot (0,5 ml) of extracts or standard solution of catechin (5, 10, 15, 20, 25, 30, 35, 40, 45, 50, and 55 ppm) was added to 10 ml volumetric flask containing 4 ml of dd H₂O. To the flask was added 0.3 ml 5 % NaNO₂. After 5 min, 0.3 ml 10 % AlCl₃ was added. At 6 min, 2 ml 1 M NaOH was added, and the total volume was made up to 10 ml with dd H₂O. The solution was mixed well, and the observance was measured against prepared reagent blank at 510 nm. The total flavonoid content of dark chocolate and cocoa liquor was expressed as mg catechin equivalents (CE) /100 g fresh mass. Samples were analyzed in duplicates.

2.2.5. Colour analysis of food products

Colour lightness of the dark chocolate and cocoa liquor samples was measured Hunter method (as L, a, and b value) in triplicate with a Minolta Chroma CR-400 (Minolta Co, Osaka, Japan). The parameter of the value L, a, b sample will be visible, where the value of L is the lightness, the value (+) on a indicates the red color and the value (-) on a show green color, the value (+) in the b indicates the yellow color and the value (-) on the b indicates the blue color. It is then measured on the chart to know the color specifications [17].

2.2.6. Determination of viscosity

The viscosity of the melted dark chocolate and cocoa liquor samples was obtained by fitting shear stress and shear rate values using the Casson fitting model, Using a Viscometer (*DV1 Digital Viscometer Brookfield*). The spindle tool used is the 64 spindles, at a speed of 10 rpm with a temperature of 50°C for 1 min. Friction between the spindle surface and the sample fluid determines the viscosity level. [18].

2.2.7. Determination of melting properties

Melting properties of dark chocolate and cocoa liquor samples were determined using DSC (Differential scanning calorimeter) DSC-60 Plus Series Shimadzu for this aim. Samples (approximately 4 mg) were loaded into 40 ml capacity pans and sealed with hermetic lid using a sample press. The corresponding parameters representing melting profile of the samples, onset temperature (T_{onset} where melting of the samples started), peak temperature (T_{peak} where the highest rate of the melting was observed), end temperature (T_{end} where the samples melted completely) and ΔH (energy required for complete melting of the samples) were calculated from the thermograms obtained after heating the pans from 23 to 50°C at 3°C/min heating rate performed by N₂ stream [19].

2.2.8. Texture profile analysis (TPA) of dark chocolate and cocoa liquor

Determination of textural properties of molten chocolates was evaluated using a TA-XT Plus Texture Analyzer (Stable Micro Systems, Godalming, Surrey, England) with back extrusion rig and a 35 mm diameter compression disk attached to an extension bar using 50 kg load cell. Samples melted at 50 °C for 75 min were quickly transferred to a standard back extrusion container (50 mm diameter) and work done in back extruding 100 ml chocolate determined to measure force in compression. Two replications per sample test of 5.0 mm/s above sample surface, penetrating 30 mm, then returning to the start position. Mean values were used to obtain a force-time curve (XT.RA Dimension, Exponent 32 software; Stable MicroSystems) calculating as texture parameters: 1. Firmness = maximum compression force in

extrusion thrust into the sample (*g*); 2. Index of viscosity = area of curve negative region during probe withdrawal (*gs*). The hardness of solid tempered dark chocolate and cocoa liquor was measured using the Texture Analyzer with a penetration probe (needle P/2) attached to an extension bar, a 50 kg load, cell and a platform. Maximum penetration force through a sample (80 × 20 mm, depth 8 mm) was determined with eight replications at a speed of 1.0 mm/s, test of 2.0 mm/s, post-speed of 10.0 mm/s, penetrating 5 mm at 20 °C, converting mean values into hardness data using XT.RA Dimension, Exponent 32 software (Stable Micro Systems, Godalming, UK) [20,21].

2.2.9. Sensory evaluation of dark chocolate

We are using sensory analysis methods, Difference from Control Test. The panelist is presented with 1 (one) Control sample (R) and 7 (seven) samples as a test, and 1 Control sample is treated as a blind control test sample. A panel of skilled evaluators assessed the samples with a 9-point scale (1- Very, very good taste of R, 2-Very better taste of R, 3- flavors better than R, 4- Taste somewhat better than R, 5- Taste as good as R, 6- Taste somewhat worse than R, 7- Taste worse than R, 8- Taste very worse than R, and 9- Awful taste of R), by 31 trained panelists selected from post-graduate students and staff of the Department Chemical Engineering, Politeknik Negeri Ujung Pandang.

2.2.10. Statistical analysis

Statistical analyses were carried out with Design Expert Stat-Ease Version 11 (Stat-Ease Institute Inc Minneapolis., 2019) for response surface methodology (DOE). Panelist data were subjected to analysis of variance (ANOVA) followed by *Duncan's Multiple Range*, with a significance level of 0.05. All analysis was performed using the statistical program Statistical Package for the Social Sciences (SPSS) version 17.0 (International Business Machines Corporation, New York, NY, USA).

3. Results and Discussion

3.1. Identification total phenolic and flavonoid

The products in this research are cocoa liquor and dark chocolate made from cocoa beans with a variation of the number of cocoa beans without fermentation and fermented cocoa beans. Dark Chocolate is a product that is rich in polyphenols and flavonoids with cocoa mass (liquor), about 70%. Variation of the number of cocoa beans without more significant fermentation of fermented cocoa beans. Cocoa liquor samples produced from 100% of cocoa beans without fermentation show the highest levels of high polyphenols and flavonoid, while cocoa liquor samples from 25% cocoa beans without fermentation and 75% of fermented cocoa beans demonstrate the total levels of polyphenols, due to the fermentation process that can lower the levels of polyphenols and flavonoid in the product. In Cocoa liquor products, sample L1 with the highest content of polyphenols and flavanoids of 195.472 mg/gr samples and 206.15 mg/g samples (Fig. 1). While on the sample, dark chocolate code D1 total content of polyphenols and the highest flavonoids of 79.622 mg/g samples and 113.15 mg/g samples (Fig. 2). The total levels of polyphenols and flavonoids in dark chocolate samples (D1-D4 code) are reduced by increasing the number of fermented cocoa beans. The fermentation process can decrease the content of polyphenols and flavonoids, which are directly proportional to the increasing number of fermented cocoa beans [22,23].

The decrease in the content of polyphenols during fermentation is caused by the diffusion of polyphenols that come out of the seed chip. During the fermentation process, polyphenols are oxidized by polyphenols oxidase forming quinone and diquinon followed by polymerization and the formation of insoluble pigment compounds with high molecular weights. In addition, reactions with proteins also contribute to the decrease in the the total content of polyphenols. This research shows that the total levels of polyphenols and flavonoids in cocoa liquor are higher than after being dark chocolate products. This is due to the process of processing from cocoa liquor to dark chocolate has passed several processes of heating (conching) so as to reduce levels of polyphenols and flavonoids. The more stages of processing involving the heating process, the more content of the loss of polyphenols and flavonoids [24,25]. Dark chocolate products produced in this research have high levels of polyphenols and flavonoids so that it can meet the criteria as a health food based on the content of polyphenols and Flavonoidnya. Dark chocolate products can increase

the concentration of HDL (high-density lipoprotein) cholesterol, thereby lowering a person to be exposed to cardiovascular diseases [24].

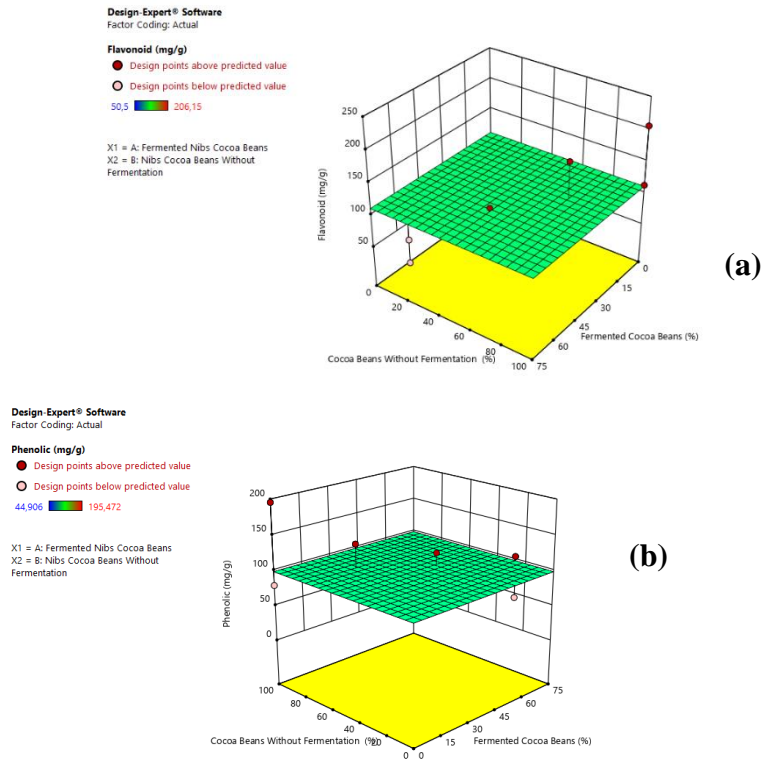


Figure 1. Response surface plot for the effect of process cocoa beans without fermentation and fermented cocoa beans (a), flavonoid, and (b) phenolic of cocoa liquor

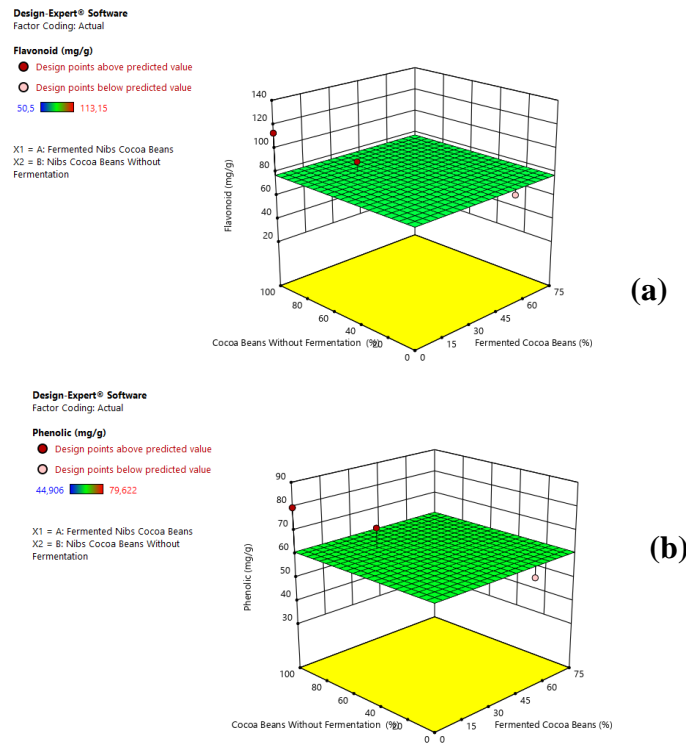


Figure 2. Response surface plot for the effect of process cocoa beans without fermentation and fermented cocoa beans (a), flavonoid, and (b) phenolic of dark chocolate

3.2. Colour analysis of food products

Colour cocoa liquor and milk chocolate products are defined with the color system Munsell (L, a, b). The value L*, a*, b*, is calculated using the Chromameter instrument Minolta CR-400. The basic principle of this tool is the interaction between the diffuse light energy and the atom or molecule of the object being analyzed. In the Munsell Colour System, where L indicates the lightness that has a value range of 0 (dark/black) to 100 (light/white), a and b indicate the chroma coordinates, where a indicates the color green (a negative) to red (a positive), b for the color blue (b negative) to yellow (b positive). HUE values indicate the actual sample color, while the C value indicates the color, sharpness of the sample [26]. Colour analysis results with the Munsell method can be seen in Table 3.

Table 3 Result color measurement of cocoa liquor and dark chocolate product with Chromameter Minolta CR-400

No	Sample	Value					Color
		L*	a*	b*	°Hue	C	
1	L1	22,03	+3,63	+3,11	71	11,42	Orange (YR)
2	L2	23,09	+4,34	+5,20	88	22,93	Orange (YR)
3	L3	24,73	+4,56	4,69	80	21,39	Orange (YR)
4	L4	27,89	+5,91	+5,50	75	32,58	Orange (YR)
5	D1	27,42	+7,47	+5,93	67	45,48	Orange (YR)
6	D2	28,65	+6,27	+7,35	86	46,66	Orange (YR)
7	D3	29,91	+7,94	+6,92	72	55,46	Orange (YR)
8	D4	30,42	+9,38	+11,46	88	109,65	Orange (YR)

Legend: Sample L1/D1 (100% cocoa beans without fermentation), sample L2/D2 (25% of fermented cocoa beans: 75% without fermentation), sample L3/D3 (50% of fermented cocoa beans: 50% of without fermentation), sample L4/D4 (75% of fermented cocoa beans: 25% of without fermentation).

The values of L*, a*, and b* cocoa liquor samples (codes L1, L2, L3, and L4) that the value of L (lightness) samples of L1, L2, L3, and L4 respectively were 22.03, 23.09, 24.73, and 27.89. The decrease in the L value causes the lightness of the cocoa liquor sample to be darker. Furthermore the value of a* and b* cocoa liquor samples each increased from +3,63 (L1) to +5,91 (L4) and from +3,11 to +5,50. Oxidation of the epicatechin compounds in the seeds during the fermentation and drying process determines the characteristic of brown colour in the fermented cocoa beans as the raw material of chocolate. Polyphenols content contributes to bitterness, astringency, color (a* and b*), flavor, smell and oxidative stability [27,28]. Fermented cocoa beans have a more brown colour, can provide better colour and aroma when compared to cocoa without fermentation. The intensity of cocoa color during the fermentation process is increased compared to the cocoa beans without fermentation that produce a darker colour, but between the sample L1 until the sample L4 and the sample D1 until the sample D4 color intensity is not much different (smaller differences). Some factors that can affect the product colour are the composition of raw materials and production processes, where fermented cocoa beans will change the characteristics of seeds through the chemical reaction process.

3.3. Viscosity

The manufacture of chocolate products begins with grinding nibs into cocoa liquor as a semi-productive in the liquid phase. One parameter that determines the characteristics of chocolate products is the viscosity of cocoa liquor. Figure 3 shows the response surface plot on the viscosity value of cocoa liquor and dark chocolate resulting from a comparison of the fermented cocoa nibs composition and without fermentation. Cocoa liquor viscosity value is directly proportional to the concentration variation of each sample. The L1 sample has the highest viscosity value of 10.49 ± 1.539 poises and the lowest of the L4 sample is 5.727 ± 0.072 poises. From a sample L1 to a sample of L4 the viscosity value began to decline with a decrease in the concentration of cocoa beans without fermentation. At the dark chocolate, the highest viscosity value of the sample D1 is 42.166 ± 14.396 poise and the lowest in the D4 sample is 10.1 ± 1.414 poises. Similar to the sample L1 up to the L4 sample, its viscosity value from the sample D1 until the D4 sample began to decline with a decrease in the amount of cocoa concentration without fermentation. This is due to decreased seeds without fermentation occurs a decrease in the amount of fat so that the viscosity value is low (Table 3).

Cocoa beans without fermentation have a fat content that is still less than fermented cocoa beans. Decreasing the number of cocoa beans without fermentation causes a decrease in the amount of fat, thereby increasing the viscosity value. The phospholipid content in cocoa butter affects viscosity. The viscosity is reduced by the rise of phospholipids in cocoa butter [21]. Coarse fat content (crude fat) fermented cocoa beans amount $22 \pm 0.10\%$ and cocoa beans without fermentation of $6 \pm 0.07\%$ [20,29].

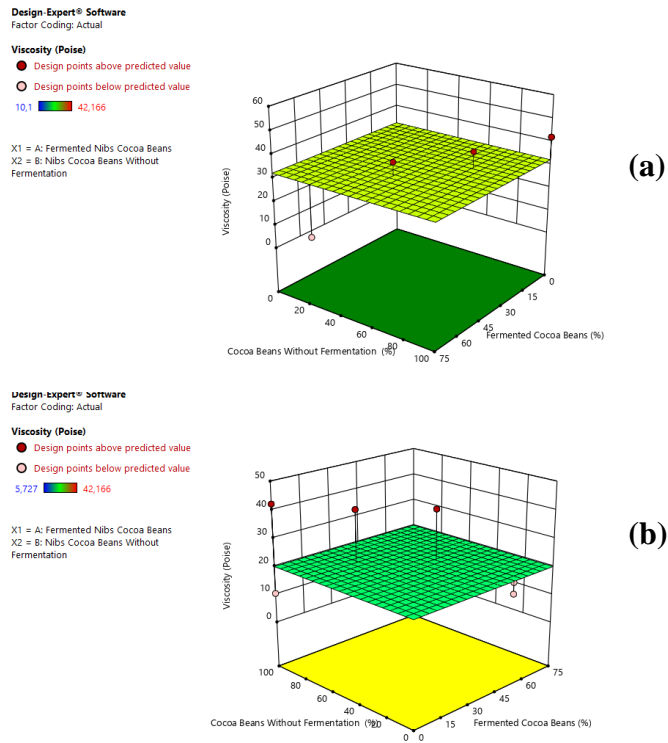


Figure 3. The response surface plot for the effect of process cocoa beans without fermentation and fermented cocoa beans on the viscosity (a), cocoa liquor, and (b) dark chocolate

Table 3 The viscosity of cocoa liquor and dark chocolate

Products	Sample	Viscosity value (Poise)
Cocoa liquor	L1	$10,49 \pm 1,539$
	L2	$9,49 \pm 1,414$
	L3	$6,655 \pm 0,068$
	L4	$5,727 \pm 0,072$
Dark chocolate	D1	$42,166 \pm 14,936$
	D2	$39,133 \pm 14,068$
	D3	$38,15 \pm 16,062$
	D4	$10,1 \pm 1,414$

Legend: Sample L1/D1 (100% cocoa beans without fermentation), sample L2/D2 (25% of fermented cocoa beans: 75% without fermentation), sample L3/D3 (50% of fermented cocoa beans: 50% of without fermentation), sample L4/D4 (75% of fermented cocoa beans: 25% of without fermentation).

Fermented cocoa beans will decrease the content of fat, raw materials such as proteins, polyphenol,s and carbohydrates that decompose so that the relative fat levels will increase [30,31]. Cocoa fats can decrease the viscosity value of chocolate products, the increase in fat content in the product will reduce its viscosity value [32]. Processing of the product into a dark chocolate viscosity value will increase due to the addition of different ingredients (lecithin, sugar, and cocoa butter) so that the viscosity can increase. Viscosity can affect the material added. The more types of materials added to the chocolate the higher the viscosity. The viscosity of a fluid is a trait that indicates large and small

prisoners in the fluid against friction. Friction between spindle surfaces on a device with fluid determines the viscosity of the fluid level [25,33]. Flavor parameters of chocolate products in the mouth one of them is influenced by viscosity. Some research suggests that high viscosity chocolate products have a *mouth-feel pasty* and are related to particle size, composition, and process strategy. Measurement of physical product properties aims to maintain quality control of necessary materials and processing processes [34,35].

3.4. Determination of melting properties

DSC (*differential scanning calorimetry*) is a thermal analysis used to measure the difference in heat flow between samples and references measured as temperature functions [20]. The main application of the DSC is to study phase transitions, such as smelting, glass transitions, or exothermic decomposition. This transition involves changes in energy or changes in heat capacity that the DSC can detect with great sensitivity. Based on figure 4 samples D1 shows *the endothermic peak process* with a melting point of 32,17°C. This process shows that cocoa butter melted perfectly. Cocoa Butter (*cocoa fat*) is a mixture of triglycerides that are composed of a POST (Palmitate-oleate-stearate) of 38,0%-43.8%, POP (Palmitate-oleate-stearate) of 16.8%-19.0% and SOS (Stearate-oleate-stearate) of 22,8%-30% melted perfectly at the temperature of 32-35°C [21]. The high melting point occurs in the temperature of 35°C, where the chocolate will melt completely. The initial melting point is the temperature when the first drip occurs fat, while the final melting point is the temperature when the whole fat has been melted perfected [25,32]. The lowest melting point on the D4 sample (Figure 7) of 31,73°C and the highest melting point is on the D2 (Figure 6) sample of 32,68°C. The melting point of each sample indicates a relatively small difference.

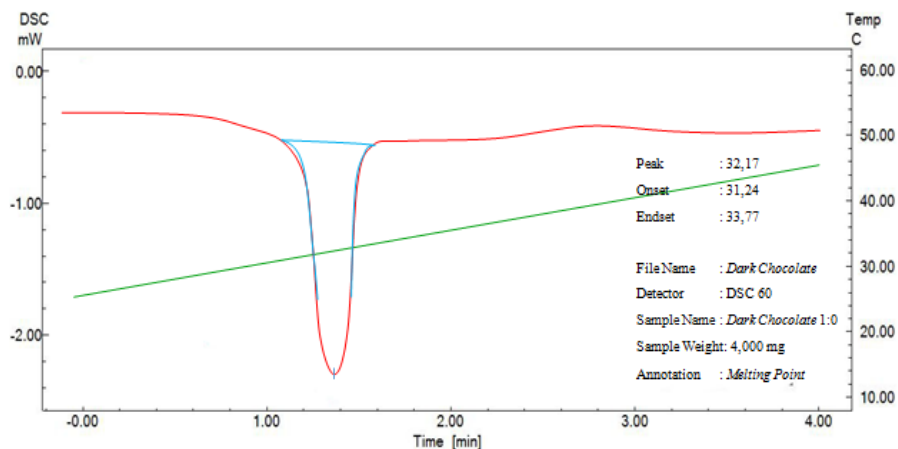


Figure 4. DSC Curve sample D1 (100% cocoa beans without fermentation)

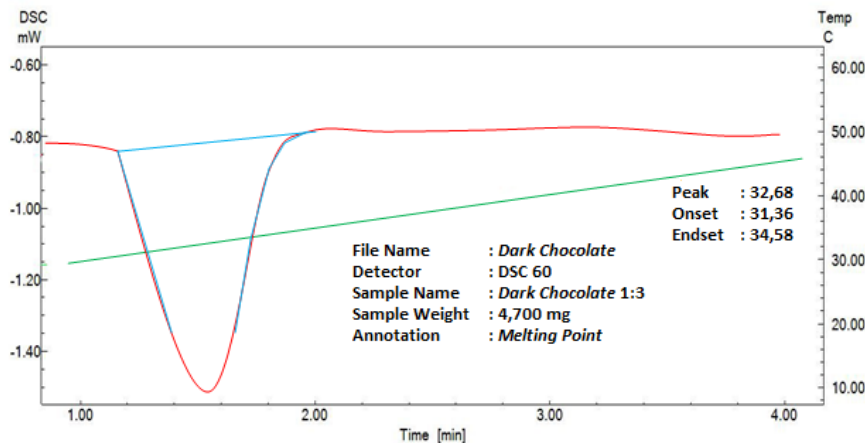


Figure 5. DSC Curve sample D2 (cocoa beans without fermentation 75%: cocoa beans fermentation 25%)

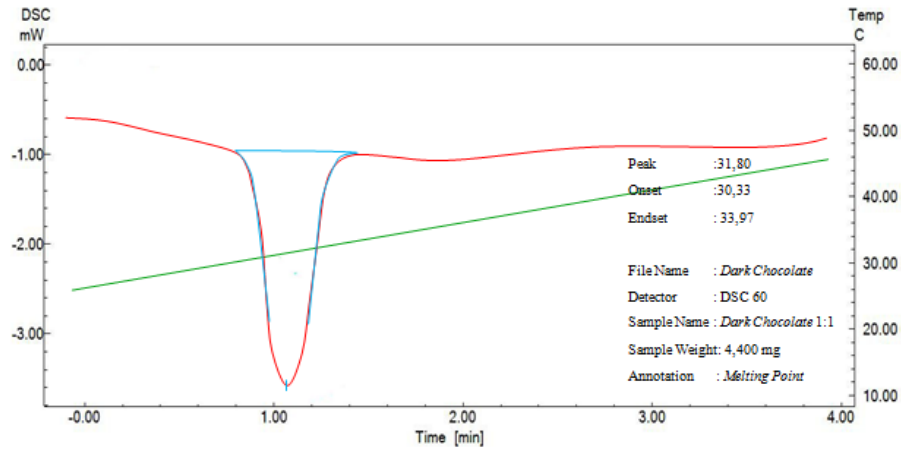


Figure 6. DSC Curve sample D2 (cocoa beans without fermentation 50%: cocoa beans fermentation 50%)

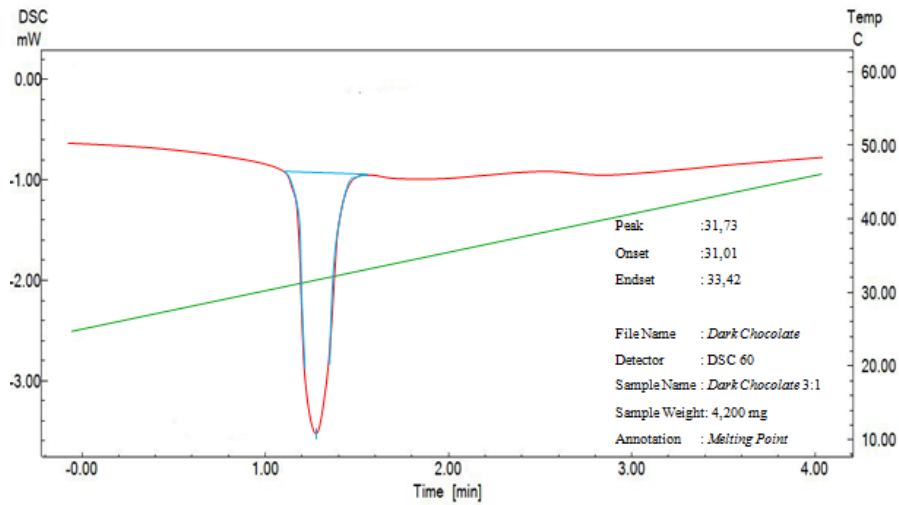


Figure 7. DSC Curve sample D4 (cocoa beans without fermentation 25%: cocoa beans without fermentation 75%)

Storage conditions and tempering process can change the crystal structure in cocoa butter and affect the melting point. The tempering process is a process to regulate the bond of crystals in cocoa fat. After the heating process, the bonding structure of each of them regardless corresponds to the type of fatty crystals and forms the bonds of polymorphism α , β and β' . The form of β is the most desirable form by the cocoa industry because it has a melting point of 29,5-36°C and is most stable at room temperature [29]. The crystals in cocoa can form γ , α , β , and β' with a melting point is the same as 16,9 - 18°C, 22 - 24°C, 24 - 29,4°C and 29,5 - 36°C. In the sample D1 until the D4 sample, the melting range ranges from 31,73°C - 32,68°C. From the melting point range, a sample D1 to a sample of D4 is included in the type of fatty crystals of a β polymorphism bond because it has a stable 29,5-36°C melting point at room temperature. The cocoa butter in chocolate products has six different crystal structures [36]. Table 4 shows a melting point for six chocolate structures.

Table 4 Chocolate crystal type

Crystal	Melting point	Description
I	13,1°C	Soft, Crumbly, melts too easily
II	17,1 °C	Soft, Crumbly, melts too easily
III	22,4°C	The firm, poor snap, melts too easily
IV	26,4°C	The firm, good snap, melts too easily
V	30,7°C	The glossy, firm, best snap, melts near body temperature
VI	33,8°C	Hard, takes weeks to form

Based on the data in table 7, dark chocolate products (sample code D1, D2, D3, and D4) show a type V crystal structure with good texture and stability influences. Based on research conducted by Rothkopf & Danzl (2015), shows that high-quality chocolate, in general, has a V crystal type with a rather harsh texture. The V and VI crystal structures with a more tightly-structured arrangement cause a sharp texture difference.

3.5. Texture measurements

The measurement of dark chocolate texture using puncture method, probe is pressed by a constant style magnitude to penetrate the sample penetrating at a certain depth and time as well as in a predefined condition so that it can be known hardness value from dark chocolate. Sample D3 has the highest hardness value of 7820.533 g force/sec later in order on the sample D4 and D1, which is 7481.671 g force/sec and 5280.287 g force/sec. Lowest hardness value measurements in the D2 sample of 4613.903 g force/Sec (figure 8). The texture quality of chocolate products depends on the melting point and crystallization of cocoa butter used [38]. The chocolate texture is strongly influenced by the intrinsic hardness of cocoa fats [39]. In the sample, D3 produces the highest hardness value compared to other samples because of the melting point value of 31,80°C. Based on research conducted by Rothkopf & Danzl (2015), that the crystal structure between the temperature of 30,7°C -33, 8°C with a more tightly arrangement led to a harsh texture difference. The texture is a common trait that encompasses the biological, mechanical and sensory properties of foodstuffs to taste when consumed in the mouth.

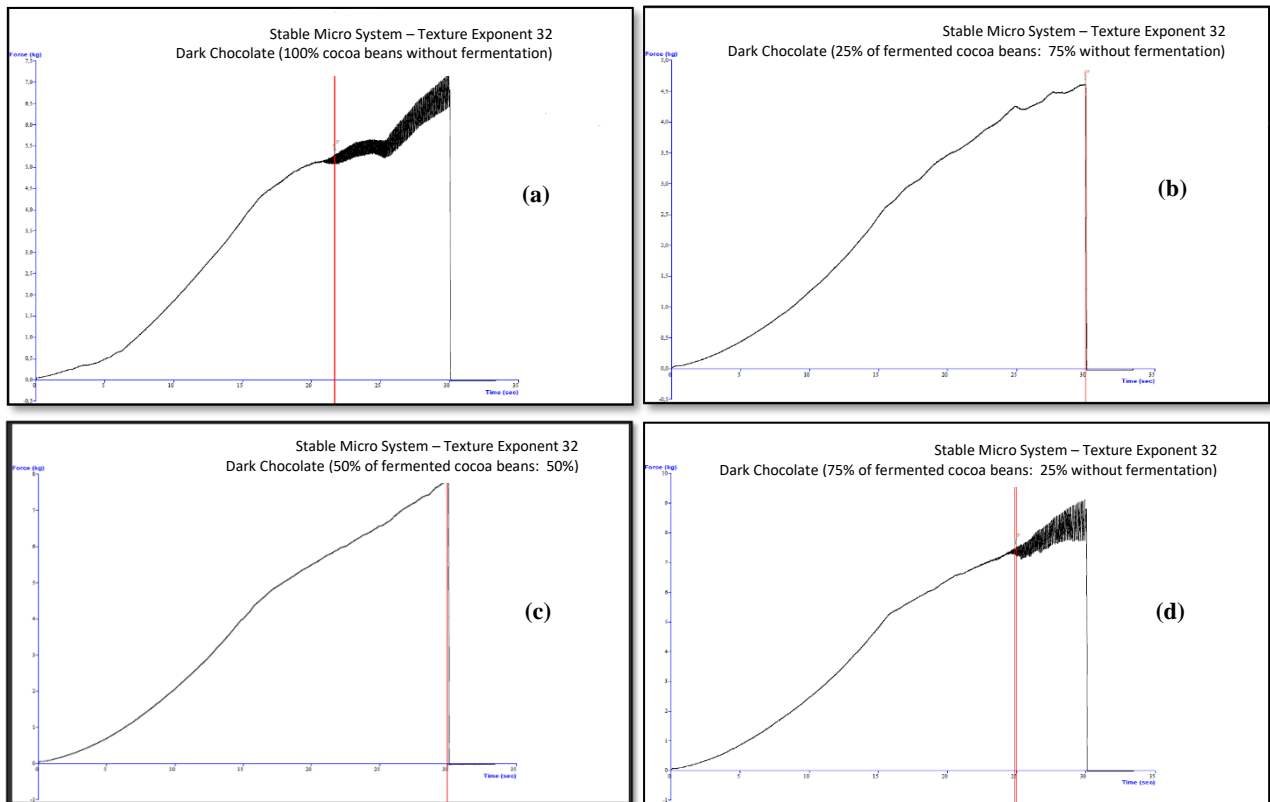


Figure 8. Graphic hardness of dark chocolate products (a) 100% cocoa beans without fermentation, (b) 25% of fermented cocoa beans: 75% without fermentation, (c) 50% of fermented cocoa beans: 50% of without fermentation, and (d) 75% of fermented cocoa beans: 25% of without fermentation.

3.6. Sensory evaluation of dark chocolate

Sensory testing systems are developed based on assessment objectives. Test the difference of control applied in the testing of dark chocolate products produced. Products comparator (control) used is a commercial dark chocolate product that already has a market. Product of dark chocolate research results compared with the control product to determine the intensity of difference in various aspects of the assessment. Dark chocolate has a variety of distinctive flavor and aroma that can be scanned through sensory assessment. Organoleptic test of dark chocolate products

includes flavor and aroma parameters using a difference of control test methods to find out a difference between one or more samples with control and estimate how much difference between control.

Table 5 Mean value dark chocolate

Formulation <i>Dark Chocolate</i>	Mean
132	8,032
213	7,225
312	4,838
123	7,193
231	6,161

Legend: Sample 132 (100% cocoa beans without fermentation), sample 213 (25% of fermented cocoa beans: 75% without fermentation), sample 312 (50% of fermented cocoa beans: 50% of without fermentation), 123 (75% of fermented cocoa beans: 25% of without fermentation), sample 231 (dark chocolate commercial products)

Table 6 Variance analysis of flavor dark chocolate

Sources of diversity	df	JK	JKT	F count	F table	
					5%	1%
Sample	4	491,865	122,966	102,557	3,48	2,45
Panelist	30	301,678	10,056	8,387	1,38	1,25
Error	120	143,935	1,199			
Total	154	937,478				

Legend: df (Degree of freedom), JK (Sum Squares), JKT (Mean Squares), F_{count} (F Calculate), F_{table} (F Table)

Organoleptic testing of dark chocolate products (table 5), sample 123 obtained the highest mean value of the assessment panelist against the dark chocolate flavor in 249. From the value of the mean, then analyzed using analysis of variance (ANOVA). Results obtained from ANOVA, F count, is higher than the F-value of the table so that it continues with the analysis of the redundant's multiple tests to determine which samples are different.

Table 7 F count value and F table of *Duncan multiple range test* of 5% level

P	2	3	4	5
Ranges	2,77	2,92	3,02	3,09
Least Significant Ranges (LSR)	0,545	0,574	0,594	0,608

Table 8 Comparison between treatments

Sample	Average	LSR	notes
231	4,83	-	a
123	8,03	0,608	a
132	7,22	0,545	b
312	7,19	0,594	c
213	6,16	0,574	d

The method of Duncan's multiple range test can be concluded that samples 132, 213, 312, 123, and 231 which is a product of dark chocolate with a variation of the concentration of cocoa beans without fermentation and fermented cocoa beans have different flavor with control products in which the comparison product (control) used is the commercial dark chocolate products sold in the market. 5% of all samples are different from control products or dark chocolate with varying concentrations of cocoa beans without fermentation and fermented cocoa beans (100%, 75%: 25%, 50%: 50%, 25%: 75%) Produce noticeable flavor differences with control products. Panelist chose sample 123 with the highest LSR value of cocoa beans without fermentation 25%: fermented cocoa beans 75% as flavor better than other samples.

4. Conclusion

Dark chocolate products produced meet the criteria of healthy food because it has a high content of polyphenols and flavanoids. Dark chocolate formulation with a comparison of cocoa beans without fermentation and fermented cocoa beans (25%: 75%) Has a better aroma and flavor and is more liked by consumers compared to other products; it can be seen from the viscosity value, melting point, lightness, hardness, and flavors of dark chocolate products that resemble commercial chocolate. This research can be useful in developing dark chocolate products that have an

equivalent nutritional value with the value of taste, so that can be a reference for chocolate products that are worth the functional food.

Add recent /related article:

Aprotosoae, A. C., Luca, S. V., & Miron, A. (2015). Flavor Chemistry of Cocoa and Cocoa Products-An Overview. *Comprehensive Reviews in Food Science and Food Safety*, 15(1), 73–91. doi:10.1111/1541-4337.12180.

Misnawi, Jinap, S., Jamilah, B., & Nazamid, S. (2004). *Sensory properties of cocoa liquor as affected by polyphenol concentration and duration of roasting. Food Quality and Preference*, 15(5), 403–409. doi:10.1016/s0950-3293(03)00097-1

R Nurhayati, E R N Herawati, B Oktaviani, I D Rachmawati. The effect of refining time to the antioxidant capacity, phenolic content, sensory and physical properties of dark chocolate couverture. 2nd International Conference on Natural Products and Bioresource Sciences – 2018, IOP Conf. Series: Earth and Environmental Science. 251 (2019) doi:10.1088/1755-1315/251/1/012047.

5. References

- [1] Pirman, Yusuf M, Utami M, Rahmawati, Alam S. Evaluasi sensori dan karakterisasi sifat fisikokimia minuman instan kaya polifenol dari biji kakao pilihan. *Pros Semin Has Penelit* 2018;1:143–8.
- [2] Afoakwa EO, Paterson A, Fowler M, Ryan A. Flavor formation and character in cocoa and chocolate: A critical review. *Crit Rev Food Sci Nutr* 2008;48:840–57. <https://doi.org/10.1080/10408390701719272>.
- [3] Macías-Sánchez MD, Mantell C, Rodríguez M, Martínez de la Ossa E, Lubián LM, Montero O. Comparison of supercritical fluid and ultrasound-assisted extraction of carotenoids and chlorophyll a from *Dunaliella salina*. *Talanta* 2009. <https://doi.org/10.1016/j.talanta.2008.07.032>.
- [4] Martín MA, Goya L, Ramos S. Potential for preventive effects of cocoa and cocoa polyphenols in cancer. *Food Chem Toxicol* 2013. <https://doi.org/10.1016/j.fct.2013.02.020>.
- [5] Martín MA, Ramos S. Cocoa polyphenols in oxidative stress: Potential health implications. *J Funct Foods* 2016. <https://doi.org/10.1016/j.jff.2016.10.008>.
- [6] Putra Ganda GP, Wartini NM, Anggreni AAM. Characterization of Polyphenol Oxidase Enzyme of Cocoa Beans (*Theobroma cacao* Linn.). *Agritech* 2010.
- [7] Cruz JFM, Leite PB, Soares SE, Bispo E da S. Bioactive compounds in different cocoa (*Theobroma cacao*, L) cultivars during fermentation. *Food Sci Technol* 2015. <https://doi.org/10.1590/1678-457X.6541>.
- [8] Redovniković IR, Delonga K, Mazor S, Dragović-Uzelac V, Carić M, Vorkapić-Furač J. Polyphenolic content and composition and antioxidative activity of different Cocoa liquors. *Czech J Food Sci* 2009. <https://doi.org/10.17221/119/2008-cjfs>.
- [9] Eskes B, Ahnert D, Assemat S, Seguíne E. Evidence for the Effect of the Cocoa Bean Flavour Environment during Fermentation on the Final Flavour Profile of Cocoa Liquor and Chocolate. *Ingenic* 2006.
- [10] Osakabe N, Yamagishi M, Sanbongi C, Natsume M, Takizawa T, Osawa T. The antioxidative substances in cacao liquor. *J Nutr Sci Vitaminol (Tokyo)* 1998. <https://doi.org/10.3177/jnsv.44.313>.
- [11] Sanbongi C, Osakabe N, Natsume M, Takizawa T, Gomi S, Osawa T. Antioxidative Polyphenols Isolated from *Theobroma cacao*. *J Agric Food Chem* 1998. <https://doi.org/10.1021/jf970575o>.
- [12] Torres-Moreno M, Torrecasana E, Salas-Salvadó J, Blanch C. Nutritional composition and fatty acids profile in cocoa beans and chocolates with different geographical origin and processing conditions. *Food Chem* 2015. <https://doi.org/10.1016/j.foodchem.2014.05.141>.
- [13] Cambrai A, Marcic C, Morville S, Houer PS, Bindler F, Marchioni E. Differentiation of chocolates according to the cocoa's geographical origin using chemometrics. *J Agric Food Chem* 2010. <https://doi.org/10.1021/jf903471e>.
- [14] Marseglia A, Acquotti D, Consonni R, Cagliani LR, Palla G, Caligiani A. HR MAS 1H NMR and chemometrics as useful tool to assess the geographical origin of cocoa beans - Comparison with HR 1H NMR. *Food Res Int* 2016. <https://doi.org/10.1016/j.foodres.2016.05.001>.
- [15] Teye E, Huang X, Dai H, Chen Q. Rapid differentiation of Ghana cocoa beans by FT-NIR spectroscopy coupled with multivariate classification. *Spectrochim Acta - Part A Mol Biomol Spectrosc* 2013. <https://doi.org/10.1016/j.saa.2013.05.063>.
- [16] Marinova D, Ribarova F, Atanassova M. Total Phenolics and Total Flavonoids in Bulgarian Fruits and Vegetables. *J Univ Chem Technol Metall* 2005;40:255–60.

- [17] Zhu K, Kanu PJ, Claver IP, Zhu K, Qian H, Zhou H. A method for evaluating Hunter whiteness of mixed powders. *Adv Powder Technol* 2009. <https://doi.org/10.1016/j.apt.2008.04.001>.
- [18] Glicerina V, Balestra F, Dalla Rosa M, Romani S. Microstructural and rheological characteristics of dark, milk and white chocolate: A comparative study. *J Food Eng* 2016. <https://doi.org/10.1016/j.jfoodeng.2015.08.011>.
- [19] Gloria H, Sievert D. Changes in the physical state of sucrose during dark chocolate processing. *J Agric Food Chem* 2001. <https://doi.org/10.1021/jf0008240>.
- [20] Afoakwa EO, Paterson A, Fowler M, Vieira J. Relationship between rheological, textural and melting properties of dark chocolate as influenced by particle size distribution and composition. *Eur Food Res Technol* 2008. <https://doi.org/10.1007/s00217-008-0839-5>.
- [21] Afoakwa EO. Processing effects on the rheological, textural and melting properties during chocolate manufacture. *Choc. Sci. Technol.*, 2016. <https://doi.org/10.1002/9781118913758.ch12>.
- [22] Afoakwa EO, Quao J, Takrama FS, Budu AS, Saalia FK. Changes in total polyphenols, o-diphenols and anthocyanin concentrations during fermentation of pulp pre-conditioned cocoa (*Theobroma cacao*) beans. *Int Food Res J* 2012.
- [23] Nazaruiddin R, Seng LK, Hassan O, Said M. Effect of pulp preconditioning on the content of polyphenols in cocoa beans (*Theobroma Cacao*) during fermentation. *Ind Crops Prod* 2006. <https://doi.org/10.1016/j.indcrop.2006.03.013>.
- [24] Mellor DD, Sathyapalan T, Kilpatrick ES, Beckett S, Atkin SL. High-cocoa polyphenol-rich chocolate improves HDL cholesterol in Type 2 diabetes patients. *Diabet Med* 2010. <https://doi.org/10.1111/j.1464-5491.2010.03108.x>.
- [25] Sathyapalan T, Beckett S, Rigby AS, Mellor DD, Atkin SL. High cocoa polyphenol rich chocolate may reduce the burden of the symptoms in chronic fatigue syndrome. *Nutr J* 2010. <https://doi.org/10.1186/1475-2891-9-55>.
- [26] Munsell AH. Munsell soil color charts. Munsell Color Co 2000. <https://doi.org/10.1021/ja1019063>.
- [27] Kirchoff PM, Biehl B, Crone G. Peculiarity of the accumulation of free amino acids during cocoa fermentation. *Food Chem* 1989. [https://doi.org/10.1016/0308-8146\(89\)90071-X](https://doi.org/10.1016/0308-8146(89)90071-X).
- [28] Pandey KB, Rizvi SI. Plant polyphenols as dietary antioxidants in human health and disease. *Oxid Med Cell Longev* 2009. <https://doi.org/10.4161/oxim.2.5.9498>.
- [29] Afoakwa EO, Paterson A, Fowler M, Vieira J. Comparison of rheological models for determining dark chocolate viscosity. *Int J Food Sci Technol* 2009. <https://doi.org/10.1111/j.1365-2621.2008.01710.x>.
- [30] Camu N, De Winter T, Addo SK, Takrama JS, Bernaert H, De Vuyst L. Fermentation of cocoa beans: Influence of microbial activities and polyphenol concentrations on the flavour of chocolate. *J Sci Food Agric* 2008. <https://doi.org/10.1002/jsfa.3349>.
- [31] Lefeber T, Papalexandratou Z, Gobert W, Camu N, De Vuyst L. On-farm implementation of a starter culture for improved cocoa bean fermentation and its influence on the flavour of chocolates produced thereof. *Food Microbiol* 2012. <https://doi.org/10.1016/j.fm.2011.12.021>.
- [32] Beckett ST. *Science of Chocolate*. 2008. <https://doi.org/10.1039/9781847552143>.
- [33] Beckett ST. *Traditional Chocolate Making*. Ind. Choc. Manuf. Use Fourth Ed., 2009. <https://doi.org/10.1002/9781444301588.ch1>.
- [34] Glicerina V, Balestra F, Dalla Rosa M, Romani S. Microstructural and rheological characteristics of dark, milk and white chocolate: A comparative study. *J Food Eng* 2016;169:165–71. <https://doi.org/10.1016/j.jfoodeng.2015.08.011>.
- [35] Svanberg L, Ahrné L, Lorén N, Windhab E. Effect of sugar, cocoa particles and lecithin on cocoa butter crystallisation in seeded and non-seeded chocolate model systems. *J Food Eng* 2011. <https://doi.org/10.1016/j.jfoodeng.2010.09.023>.
- [36] Lipp M, Anklam E. Review of cocoa butter and alternative fats for use in chocolate - Part A. Compositional data. *Food Chem* 1998. [https://doi.org/10.1016/S0308-8146\(97\)00160-X](https://doi.org/10.1016/S0308-8146(97)00160-X).
- [37] Rothkopf I, Danzl W. Changes in chocolate crystallization are influenced by type and amount of introduced filling lipids. *Eur J Lipid Sci Technol* 2015. <https://doi.org/10.1002/ejlt.201400552>.
- [38] Limbarido RP, Santoso H, Witono JR. The effect of coconut oil and palm oil as substituted oils to cocoa butter on chocolate bar texture and melting point. *AIP Conf. Proc.*, 2017. <https://doi.org/10.1063/1.4982281>.
- [39] Bahari A, Akoh CC. Texture, rheology and fat bloom study of 'chocolates' made from cocoa butter equivalent synthesized from illipe butter and palm mid-fraction. *LWT* 2018. <https://doi.org/10.1016/j.lwt.2018.07.013>.