

Optimization of mango seed kernel oil extraction using response surface methodology

by Fajriyati Mas'ud

Submission date: 31-Dec-2021 06:39PM (UTC+1100)

Submission ID: 1736606473

File name: eed_Kernel_Oil_Extraction_using_Response_Surface_Methodology.pdf (676.42K)

Word count: 6298

Character count: 31576

Topical issue on:

NICHE PRODUCTS AND CROP DIVERSIFICATION:

37 SEARCH OF ADDED VALUE

PRODUITS DE NICHE ET CULTURES DE DIVERSIFICATION:
À LA RECHERCHE DE VALEUR AJOUTÉE

RESEARCH ARTICLE

OPEN ACCESS

43
Optimization of mango seed kernel oil extraction using response surface methodology

Fajriyati Mas'ud^{1,2,*}, Meta Mahendradatta³, Amran Laga³ and Zainal Zainal³

¹ Hasanuddin University, Makassar, 90245 South Sulawesi, Indonesia

² Department of Chemical Engineering, State Polytechnic of Ujung Pandang, Makassar, 90245 South Sulawesi, Indonesia

³ Department of Agricultural Technology, Hasanuddin University, Makassar, 90245 South Sulawesi, Indonesia

Received 9 June 2017 – Accepted 18 August 2017

Abstract – Response surface methodology (RSM) was applied to study the optimum condition of mango seed kernel oil (MSKO) extraction with n-hexane. In the present paper, for the first time, we provide an optimal condition of MSKO extraction to obtain the maximum of yield, total phenolic content (TPC) and vitamin E. The experiment was conducted using central composite design (CCD) consisted of twenty experimental points including six replicates of center points to study the effect of three independent variables: temperature, time and amount of n-hexane on dependent variables. Data were analyzed using Design-Expert 10 software. The result showed that the optimum condition of MSKO extraction were 54.19 °C, 5.24 h and 224.23 mL of n-hexane. In this condition MSKO have yield of 7.03%, TPC of 67.77 mg GAE/g oil and vitamin E of 141.22 mg/L. These results suggest that MSKO has potential as raw materials of food products oil-based and as a natural antioxidant of functional food and for use in food processing.

Keywords: mango seed kernel oil / oil extraction / total phenolic content / vitamin E / response surface methodology

Résumé – Optimisation de l'extraction d'huile de noyau de mangue à l'aide de la méthodologie RSM.

La méthodologie *Response surface methodology* (RSM) a été appliquée pour définir les conditions optimales d'extraction de l'huile de noyau de mangue avec du n-hexane. Dans le présent article, pour la première fois, est proposée une condition optimale d'extraction de l'huile de noyau de mangue afin d'optimiser le rendement, la teneur en phénols (*total phenolic content* ou TPC) et en vitamine E. L'expérience a été réalisée en utilisant plan d'expériences composite centré de vingt points expérimentaux avec six répétitions de points centraux pour étudier l'effet de 3 variables indépendantes : température, temps et quantité de n-hexane sur 3 variables dépendantes. Les données ont été analysées à l'aide du logiciel Design-Expert 10. Le résultat a montré que les conditions optimales d'extraction de l'huile de noyau de mangue étaient 54,19 °C, 5,24 h et 224,23 ml de n-hexane. Dans ces conditions, le rendement est de 7,03 %, la teneur TPC de 67,77 mg GAE/g d'huile et la concentration en vitamine E de 141,22 mg/L. Ces résultats soulignent le potentiel de l'huile de noyau de mangue en tant que matière première de produits alimentaires à base d'huile et en tant qu'antioxydant naturel des aliments fonctionnels et pour la transformation des aliments.

Mots clés : huile de noyau de mangue / extraction d'huile / phénols / vitamine E / RSM

57
1 Introduction

Mango, *Mangifera indica*, belong to the family Anacardiaceae. It is a very popular fruit and often referred to as 'king of fruits' in the tropical world (Singh *et al.*, 2002), but after consumed or used by the mango processing industry, mango seeds are generally only disposed of as waste (Puravankara

et al., 2000; Kittiphoom, 2012). On the other hand, enough scientific information is available regarding the nutritional importance of mango waste, mainly of feeding ever-increasing human population. The issue of food insecurity in Asia and Africa in the coming 35–50 years lead to hunger and starvation (FAO, 2006). Mango seed account for 35%–55% of the fruit, depending on the variety (Bhalerao *et al.*, 1989). MSKO may be defined as oil fraction extracted from stone of mango, it contains almost 15% of oil (Nzikou *et al.*, 2010). Studies have disclosed that mango kernel is a potential source

*Correspondence: fajri888@poliupg.ac.id

of wide range of bioactive compounds and antioxidants (Jafari *et al.*, 2014). Cardio and hepatic protective effects, anti-carcinogenic, anti-ageing effects of phenolic compounds are scientifically proven (Mohdaly *et al.*, 2011). MSKO can be utilized for the preservation of fats and improved oxidative stability of sunflower oil and tallow (Abdalla *et al.*, 2007; Jafari *et al.*, 2014).

Kittiphoom (2012) reported that MSKO consisted of about 44–48% saturated fatty acid, it was dominated by stearic acid and 52–56% of unsaturated fatty acid, that could be used as a source of potential functional food ingredients because it contained high quality of oil which contained antioxidants in high concentration. MSKO has potential application in human foods (Kittiphoom and Sutasinee, 2013), potentially be used in the formulations of food products such as chocolate and biscuits as a natural nutritional additive due to its fatty acid composition and antioxidant activities (Jafari *et al.*, 2014), and has been used in the cosmetics industry as an ingredient in soaps, shampoos and lotions because it is a good source of phenolic compounds (Soong and Barlow, 2004). Unfortunately, the massive nutritional and commercial potential of MSKO is not fully utilized. Toxicological assessment of MSKO was performed in multi generation breeding trials in weanling albino rats. Histopathology evaluation of organs did not reveal any abnormality. These results suggested that MSKO has no toxic effects (Rukmini and Vijayaraghavan, 1984; Agunbiade and Olanlokun, 2006). Analysis of cholesterol content of MSKO showed that it is free of cholesterol (Mostafa, 2013).

On the other hand, the extraction technique used to obtain high aggregate value compound from natural products is crucial for product quality (Kittiphoom and Sutasinee, 2013). The solvent extraction may be affected by various factors such as temperature, time, and amount of solvent. When many factors and interactions may affect a desired response, the RSM is an effective tool to find the optimal conditions for process (Stroescu *et al.*, 2013). RSM is very popular for optimization solid-liquid extraction in recent years (Liu *et al.*, 2009; Samaram *et al.*, 2015). RSM is a statistical technique used to design experiments to obtain relevant information in the shortest possible time at the lowest cost. Basic principle of RSM is to relate product properties to regression equations that describe inter-relations between input parameters and product properties (Giovanni, 1983; Montgomery, 1984). Its use leads to the rapid and efficient development of new and improved products and processes. As the extraction is generally a multi-parameter process, selection and optimization of the experimental conditions represents a critical step in the development of MSKO extraction methods. Previous studies showed that temperature, time and amount of solvent were the main parameters affecting the extraction yield from different sources (Li *et al.*, 2012; Goula, 2013; Minjares-Fuentes *et al.*, 2014). These parameters also had a significant influence on the endogenous bioactive compounds, such as certain from the TPC (Rodrigues *et al.*, 2008; Ghafoor *et al.*, 2009; Wang *et al.*, 2013; Sahin and Samli, 2013; Chanioti *et al.*, 2016).

Related to edible oil, the most important contribution of vegetable oils is its tocopherols, which is commonly and collectively referred to as "vitamin E". Vegetable oils contain high concentration of vitamin E (Bauernfeind and Desai, 1977) and could provide most daily dietary vitamin E requirement (Desai *et al.*, 1980). The term of vitamin E is used to describe a

group of eight molecules of related structure in which, chemical and biological activities are mostly dominated by α -tocopherol (Brigelius-Flohé and Traber, 1999; Schneider, 2005). It occurs in the form of eight stereoisomers, four tocopherols (α , β , γ , δ), and four tocotrienols (α , β , γ , δ) (Pascual *et al.*, 2013). Vitamin E is a nutraceutical compound that have attracted researchers and food manufacturers due to its antioxidant and non-antioxidant biological activities (Mayer *et al.*, 2013; Yang and McClements, 2013). Tocopherols are able to reduce lipid peroxidation and lipid risk factors, in this case elevated LDL cholesterol levels and platelet aggregation display anti-inflammatory properties and show anti-carcinogenic and cardiovascular protective effects (Tiwari and Cummins, 2009).

Based on reports of existing research results, in the present study, for the first time, RSM was employed to standardise the parameters (temperature, time and amount of n-hexane) for maximum yield, TPC and vitamin E of MSKO extraction. The aim of this study was to optimize the solvent extraction of MSKO with n-hexane in terms of yield, TPC and vitamin E applying the RSM technique and considering the extraction temperature, time and amount of n-hexane as variables.

2 Materials and methods

Arumanis mango, a local mango in Indonesia, as samples were obtained from South Sulawesi and harvested in September to November 2016. All chemical were from Merck, Germany. Standard of α -tocopherol from Sigma-Aldrich Co. Preparation of MSK according to Mahale and Goswami-Giri (2011) with minor modification. The seeds were washed, and the kernel enclosed in the hard cover was separated manually. The kernels were dried in the oven at 50 °C for 12 h to a constant weight in order to reduce its moisture content. Separation of thin cover from the kernel was carried out using tray to blow away the cover in order to achieve very high yield. Stainless steel grinder was used to powdered form, sealed in a plastic container and stored in a freezer until extraction to prevention of its oxidation.

RSM was used to optimize the MSKO extraction process. At experimental unit, 50 g of MSK powder were weighed in the reactor 1.0 L four neck flasks, MSK was extracted with n-hexane using a heating mantle connected with the thermometer setting, agitator on the top, speed of 200 rpm, residue was separated by centrifugation (refrigerated AX-521 centrifuge) at a speed of 3500 rpm for 20 min. The liquid part accommodated in the flask evaporator, solvents removed on a rotary evaporator Buchi R-215 incorporates vacuum Pump V-700. MSKO obtained was packaged in a dark glass bottle and stored in a freezer for analysis. The percentage oil yield was calculated as follows (Sani, 2014):

$$\text{Oil yield (\%)} = \frac{\text{weight of oil}}{\text{weight of sample}} \times 100. \quad (1)$$

2.1 Determination of total phenolic content (TPC) and vitamin E analysis

The analysis method of TPC according to Brand-Williams *et al.* (1995), 0.25 mL MSKO were mixed with 2 mL of 10%

Folin Ciocalteu reagent and 1.6 mL of 7.5% Na₂CO₃ and left at room temperature for 30 min. The mixing solution was measured an absorbance at 750 nm by ultraviolet-visible spectrophotometer (UV 1800, Shimadzu, Japan) and calculated as gallic acid equivalent. Analysis of vitamin E using standard α -tocopherol. Preparation of standard vitamin E: 0.05 g dissolved in methanol-chloroform (1:1) at 100 mL flasks, and made respectively 100, 200, 300, 400, and 500 mg/L in a 50 mL flask, homogenized by vortex, inserted in the vial GC-MS, the sample was injected automatically. Preparation of sample vitamin E: 0.012 g MSKO dissolved in 2 mL methanol-chloroform (1:1), homogenized by vortex and inserted into the vial bottle GC-MS. The sample was injected automatically. Quantification of vitamin E was analyzed using GC-MS ultra Shimadzu QP2010, instrument uses column Rxi SH-5Sil MS length 30 m, diameter x thickness 0.25 mm ID 0:25 μ m. Helium was used as a carrier gas at a pressure of 76.9 kps with a flow of 14.0 mL/min, split ratio of 1. The initial temperature of the oven starting at 110 °C hold for 2 min until the oven temperature to 200 °C with an isothermal increase of 10 °C/min, a final temperature of 280 °C, hold for 9 min with an isothermal increase of 5 °C/min, the total analysis time of 40 min. Scan interval 45–450 m/z. Ion temperature 200 °C, 280 °C temperature interface.

2.2 Experimental design for optimization and statistical analysis

RSM was used to determine the optimum conditions for solvent extraction of MSKO. The variables used were extraction temperature (°C, X₁), time (hour, X₂) and amount of n-hexane (mL, X₃). The complete design consisted of fourteen experiments and six replicates at the center point. Extraction yield, TPC and vitamin E of MSKO were selected as the responses for the combination of the independent variables. Statistic software (Design-Expert Version 10) was used for the regression analysis of the experimental data. The adequacy of each model was determined by evaluating the lack of fit, the coefficient of determination (R²). The significance of each coefficient was determined by using the F-test obtained from the analysis of variance (ANOVA) that was generated. Regression coefficients were then used to generate response surfaces. 3D response surface graphs and profile for predicted values and stability level for variables were plotted using the software. In order to verify the validity of the statistical models, additional verification experiments were subsequently performed. Verification of the optimum extraction condition was done by extraction of MSKO on a laboratory scale following the extraction condition suggested by the statistical models. For this verification, triplicate assenting experiments were carried out using the optimized parameters for yield, TPC and vitamin E of MSKO as response.

3 Results and discussion

The effects of X₁, X₂ and X₃ on yield, TPC and vitamin E of MSKO were studied during experimentation. The results showed that the yield, TPC and vitamin E of MSKO ranged from 5.16 to 7.08%, 31.81 to 67.52 mg GAE/g oil, and 100.25 to 140.27 mg/L, respectively. The maximum yield, TPC and

vitamin E of MSKO was found under the experimental conditions of X₁ = 54.19 °C, X₂ = 5.24 h and X₃ = 224.23 mL, respectively. Maximum yield, TPC and vitamin E of MSKO under these conditions were 7.03%, 67.77 mg GAE/g oil, and 141.22 mg/L, respectively.

3.1 Model fitting

According to the result of ANOVA for yield, TPC and vitamin E of MSKO that the models are significant. The quality of the models developed was evaluated based on the correlation coefficient value. The R² values of extraction yield, TPC and vitamin E were 0.96, 0.98 and 0.97, respectively, indicating that the models adequately represented the real relationship between the parameters chosen. Significance of different terms of each coefficient was determined using the F-value and p-value. According to Yolmeh *et al.* (2014), a large F-value and a small p-value would imply a more significant effect on the corresponding response variable. The actual quadratic equation of the yield, TPC and vitamin E of MSKO response are given in equations (2), (3) and (4), respectively.

$$\begin{aligned} \text{Yield (\%)} = & (-17.13) + 0.26X_1 + 3.47X_2 + 0.07X_3 \\ & - 3.27E-003X_1^2 - 0.34X_2^2 \\ & - 1.18E-004X_3^2 + 0.02X_1X_2 \\ & + 1.50E-005X_1X_3 - 3.60E-003X_2X_3, \end{aligned} \quad (2)$$

$$\begin{aligned} \text{TPC (mg GAE/g oil)} = & (-397.58) + 5.91X_1 \\ & + 73.15X_2 + 1.002X_3 - 0.05X_1^2 \\ & - 5.81X_2^2 - 1.6E-003X_3^2 \\ & - 0.02X_1X_2 - 8.28E-005X_1X_3 \\ & - 0.05X_2X_3, \end{aligned} \quad (3)$$

$$\begin{aligned} \text{Vitamin E (mg/L)} = & (-255.92) + 3.49X_1 + 77.15X_2 \\ & + 0.65X_3 - 0.03X_1^2 - 8.47X_2^2 \\ & - 2.07E-003X_3^2 - 0.10X_1X_2 \\ & - 3.1300E-004X_1X_3 + 0.09X_2X_3. \end{aligned} \quad (4)$$

3.2 Interpretation of response surface model and contour plots

The result of a statistical analysis showed that the fit model to describe the effect of X₁, X₂, X₃ for the yield is a quadratic model. The model F-value of 28.82 implies the model is significant. A positive value of coefficient X₁, X₂, X₃ in the equation (2) implies that X₁, X₂, X₃ are effect on increasing the yield. Values of Prob > F less than 0.0500 indicate model terms are significant (in this case X₁, X₂, X₃, X₁², X₂², X₃², X₁X₂, X₁X₃). The variables with the largest effect on yield were the linear terms of treatment (X₁, X₂ and X₃), the quadratic term of treatment (X₁², X₂² and X₃²), followed by interaction between X₁ and X₂, and interaction between X₂ and X₃. Values greater than 0.1000 indicate the model terms are not significant, so that interaction between X₁ and X₃ did not give any significant contribution to the yield of MSKO. The lack of fit F-value of 1.42 implies the lack of fit is not significant,

which indicates that the model is suitable to describe the effect of treatment for the yield, and that the developed model is adequate for predicting the response. According to Bas and Boyaci (2007), the model will be considered appropriate if lack of fit value model is not significantly different at the level of specific α .

The fit model to describe the effect of X_1 , X_2 and X_3 for the TPC of MSKO is a quadratic model. A positive value of coefficient X_1 , X_2 , X_3 in the equation (3) implies that X_1 , X_2 and X_3 are effect on increasing TPC. The model F -value of 45.08 and the low probability value ($p < 0.0001$) implies that the model is significant. The variables with the largest effect on TPC were the linear terms of treatment (X_1 , X_2 , X_3), the quadratic term of treatment (X_1^2 , X_2^2 , X_3^2), followed by interaction between X_2 and X_3 . However, interaction term of X_1X_2 and X_1X_3 was not significant. The lack of fit p -value of 1.55 was non-significant, this indicates that the model is able to describe the effect of X_1 , X_2 and X_3 for the TPC, and that the developed model is adequate for predicting the response. These values would give a good fit to the mathematic model in equation (3).

The fit model to describe the effect of X_1 , X_2 and X_3 for the vitamin E of MSKO is a quadratic model. The model F -value of 35.11 ($p < 0.0001$) implies the model is significant. A positive value of coefficient X_1 , X_2 and X_3 in the equation (4) implies that the treatment effects on increasing the vitamin E. The variables with the largest effect on vitamin E were X_3 and X_2^2 , followed by X_1 , X_2 , X_1^2 , X_3^2 , and X_2X_3 . However, X_1X_2 and X_3 were not significant. The lack of Fit p -value of 2.93 was non-significant ($p > 0.05$) which indicates that the model is suitable to describe the effect of X_1 , X_2 and for the vitamin E, and that the developed model is adequate for predicting the response.

The sign "-" in front of all the first terms of the response equations (-17.13, -397.58 and -255.92) does not have a significant meaning to the RSM model prediction. The signs "-" on the intercept are constants that will be meaningful to the approximate X_1 , X_2 , and X_3 that are rational (X values are not equal to zero). Intercept values do not always have to be interpreted, as often the range of X_1 , X_2 , and X_3 does not include zero as one of the observed values, so a negative intercepts does not matter as long as X_1 , X_2 , and X_3 are not equal to zero (Dougherty, 2002; Mendenhall, 2011).

3.3 Interpretation of contour plots

The relationship between dependent and independent variables is illustrated in 3D representation of the response surfaces generated by the model extraction yield, TPC and vitamin E of MSKO (Figs. 1–3, respectively). These plots are obtained depicting two variables within experimental range and keeping the third variable at a constant level. In order to gain a better understanding of the results of the yield of MSKO, the predicted model is presented in Figure 1 as the 3D plot. It can be seen the effect of X_1 and X_2 at a fixed X_3 on the yield MSKO. It is showed that the yield of MSKO had a maximum point. It appears that the results of the optimization conditions of MSKO extraction to obtain maximum yield indicate an increase. This means that the combination of X_1 , X_2 and X_3 are

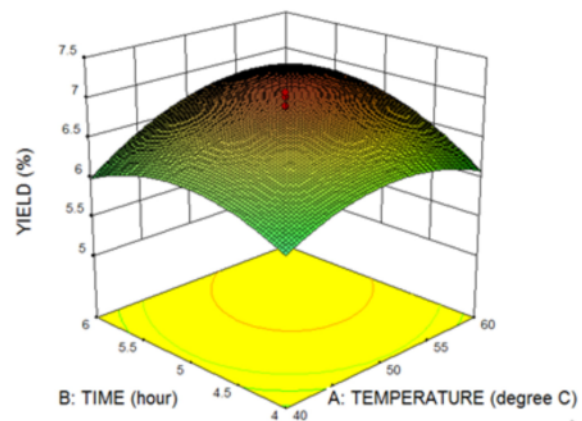


Fig. 1. Response surface plots of yield MSKO.

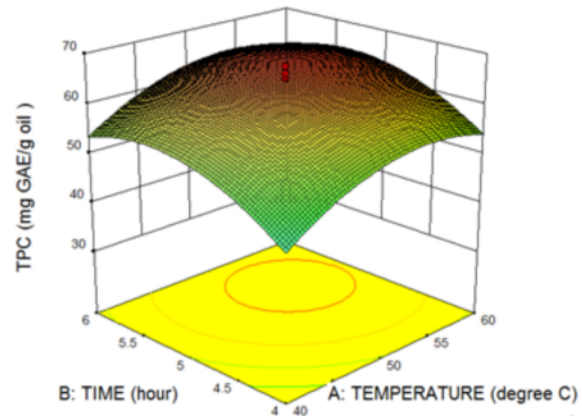


Fig. 2. Response surface plots of TPC MSKO.

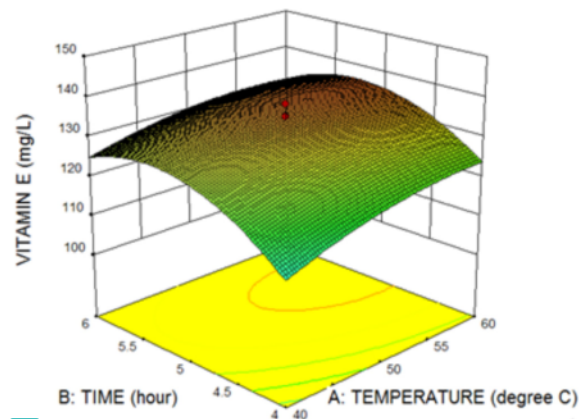


Fig. 3. Response surface plots of vitamin E MSKO.

effect on increasing the yield of MSKO. The effect of X_3 on yield is stronger than the effect of both X_1 and X_2 . It is evident in the coefficient estimated of the ANOVA, larger value of X_3 (0.33) compared to value of X_1 (0.23), while the estimated coefficient of X_2 is smaller (0.18).

The 3D plot corresponding to the effects of X_1 and X_2 on the TPC at a fixed X_3 (200 mL) is shown in Figure 2. It is showed that the TPC had a maximum point. The combination of X_1 , X_2 and X_3 are effect on increasing the TPC of MSKO. At X_3 is constant (200 mL), the influence of X_1 is slightly stronger than the effect of X_2 on increased of the TPC. It is evident in the coefficient estimated of the ANOVA, coefficient estimated of X_1 (4.30) is slightly higher than the coefficient estimated of X_2 (4.03). On the other hand, coefficient estimated of X_3 (5.43) is higher than both coefficients estimated of X_1 and X_2 , this means that the effect of X_3 is stronger than effect of both X_1 and X_2 on TPC.

The 3D plot corresponding to the effect of X_1 and X_2 on the vitamin E at a fixed X_3 (200 mL) is shown in Figure 3. This result showed that the vitamin E had a maximum point. The combination of X_1 , X_2 and X_3 were effect on increasing the vitamin E. At X_3 is constant (200 mL), the effect of X_1 slightly lower than the effect of X_2 on increasing the vitamin E. It is evident in the coefficient estimated of the ANOVA, coefficient estimated of X_1 (4.18) slightly lower than the coefficient estimated of X_2 (4.73). On the other hand, coefficient estimated of X_3 (11.71) is higher than both coefficient estimated of X_1 and X_2 .

Based on the results of the optimum conditions that an increase of X_1 from 40 °C to 54.19 °C and X_2 from 5 h to 5.24 h (at fixed X_3 of 200 mL) promoted an increase in the yield, TPC and vitamin E of MSKO. Further increase of X_1 up to 54.19 °C and addition of X_2 up to 5.24 h promoted a decrease in the yield, TPC and vitamin E of MSKO. An increase of X_1 from 40 to 54.19 °C and X_3 from 150 to 224.23 mL (at fixed X_2 of 5 h) promoted an increase in the yield, TPC and vitamin E. Further, increase of X_1 up to 54.19 °C and addition X_3 up to 224.23 mL promoted a decrease in the yield, TPC and vitamin E. The same phenomenon at an addition of X_2 of 4 h to 5.24 h and X_3 from 150 mL to 224.23 mL (at fixed X_1 of 54.19 °C) promoted an increase in the yield, TPC, and vitamin E. Further, addition of X_2 up to 5.24 h and addition X_3 up to 224.23 mL promoted a decrease in the yield, TPC and vitamin E.

These results are in agreement with other oil studies. Abadi *et al.* (2014), reported that the amount of salmon liver oil yield is increased by increasing temperature from 50 °C to 68 °C in each of considered times, denoting direct impact of temperature increase on increasing percent of oil extraction, it is similar to effect of extraction time. Koleva and Simeonov (2014) and Sescu *et al.* (2013) reported that temperature and solid-liquid ratio had the greatest influence on the oil yield. Mani *et al.* (2007) and Minjares-Fuentes *et al.* (2014) reported that by increasing the temperature of extraction, the yield of oil is maximized. The more time given to the seeds for contact with the solvent, the higher the extraction yield percentage (Elkhaleefa and Shigidi, 2013).

The linear relationship of temperature and solvent ratio to solid on the extraction of phenolic compound has also been reported by Cacace and Mazza, (2003). Rodrigues *et al.* (2008) reported that the greatest effect on TPC of extracts was

promoted by the solid-liquid ratio and the temperature. Cacace and Mazza (2003) and Wang *et al.* (2013) reported that solid-liquid ratio is the most significant parameter affecting of TPC. According to Ghafoor *et al.* (2009), the solubility of phenolic compounds increases with increasing of temperature and extraction time. Although the positive effect of higher temperature on the extraction yield, but the temperature cannot be increased indefinitely, because the stability of phenolic compounds and membrane denaturation can occur at temperature > 50 °C (Schwartzberg and Chao, 1982; Cacace and Mazza, 2003).

Related to vitamin E, Pascual *et al.* (2013) reported the effect of temperature on vitamin E, in this case against tocol contents in rice parboiling and cooking. They are reported that parboiling affected mostly vitamin E, which presented an average loss of approximately 60% when compared to the initial level. Khatoun and Gopalakrishna (2004) already reported high losses of tocols after parboiling a single Indian commercial brown rice sample. Cooking caused a further loss of tocols and the final amounts were irrelevant in both cooked non-parboiled and parboiled rice. Kumar *et al.* (2006) have studied the effect of different cooking conditions (different rice-water ratios) on retention of tocols in rice bran and reported a variable retention of total tocols from 1 to 59% depending on the amount of water used.

Mango seed can be used as an alternative source of vitamin E which is also an antioxidant. Antioxidant vitamin has been reported to be able to reduce the oxidative processes that are important in the initiation of atherosclerosis (Steinberg *et al.*, 1999). A natural tocopherol mixture is used as an antioxidant up to 500 ppm along with ascorbyl palmitate which enables to prolong antioxidant activity. At higher levels (> 1000 ppm) α -tocopherol is thought to act as a pro-oxidant, the addition of 200 \pm 800 ppm tocols in vegetable oils only exhibits limited effects. Hudson *et al.* (2000), who has study on rice bran oil reported that the isoforms of vitamin E and polyphenols in rice bran oils are bioactive components that are known to exhibit a variety of antioxidant activities that can be directly related to anticancer activity.

3.4 Verification of optimum extraction condition of MSKO

Triplicate experiments were carried out using the optimized parameters for each response for verification. It was aimed to prove that the optimum extraction condition suggested by the program provides yield, TPC and vitamin E of MSKO in accordance with the predicted values. The result showed that the average of yield, TPC and vitamin E were 7.22%, 70.67 mg GAE/g oil and 141.37 mg/L, respectively. The MSKO produced in the verification process showed that the average value of the yield, TPC and vitamin E were slightly higher than the predicted values. This indicates that the developed models were valid and adequate in their predictions and they can be used to optimize the extraction process of MSKO. These results suggest that the MSKO obtained from the verification process can be applied to extracting of MSKO, but it must be noted that succeeding higher MSKO yield at higher extraction temperature has limited industrial application because the bioactivity of MSKO might be imperiled.

4 Conclusions

MSKO, an important by-product of mango and a rich source of phenol and vitamin E as a bioactive compound was confirmed, and RSM was applied to determine the optimal extraction conditions of temperature, time, and amount of n-hexane. The procedure was evaluated in terms of the oil extraction yield, TPC and vitamin E. The results of this study can be applied to obtain the optimum conditions of MSKO extraction, and can be applied in food industry. The results suggest that MSKO has potential as raw materials of food products oil-based and as a natural antioxidant of functional food and for use in food processing.

Acknowledgments. Thanks to Directorate General of Higher Education of Indonesia for a doctoral grant that supports the funding of this study.

Conflicts of interest. The authors declare that they have no conflicts of interest in relation to this article.

References

- Abadi FZK, Abolhasan A, Amir H. 2014. Evaluation and estimation of mass transfer parameters influencing salmon liver oil extraction. *Indian J Nat Sci* 5(27): 2083–2089.
- Abdalla EM, Darwish SM, Ayad EHE, EL-Hamahmy RM. 2007. Egyptian mango by-product. Antioxidant and antimicrobial activities of extract and oil from mango seed kernel. *Food Chem* 103: 1141–1152.
- Agunbiade SO, Olanlokun JO. 2006. Studies on the nutritive values of the seed kernels of exotic and local mangoes. *Biomed Biophys Res Asia* 3: 122–125.
- Bas D, Boyaci IH. 2007. Modelling and optimization I: Usability of response surface methodology. *J Food Eng* 78: 836–845.
- Bauernfeind JS, Desai ID. 1977. The tocopherol content of food and influencing factors. *Crit Rev Food Nutr* 8: 337–382.
- Bhalerao SD, Mulmuley GV, Anathakrishna SM, Potty VH. 1989. Wash and waste water management in food industry. Fruit and vegetable processing. *Indian Food Packer* 43(2): 5–11.
- Brand-Williams W, Cuvelier ME, Berset C. 1995. Use of free radical method to evaluate antioxidant activity. *LWT- Food Sci Technol* 28: 25–30.
- Brigelius-Flohé R, Traber MG. 1999. Vitamin E: function and metabolism. *FASEB J* 13: 1145–1155.
- Cacace JE, Mazza G. 2003. Optimization of extraction of anthocyanin from black currants with aqueous ethanol. *J Food Sci* 68: 240–248.
- Chanioti S, Siamandoura P, Tzia C. 2016. Evaluation of extracts prepared from olive oil by-products using microwave-assisted enzymatic extraction: effect of encapsulation on the stability of final products. *Waste and biomass valorization*. DOI: 10.1007/s12649-475016-9533-1.
- Desai ID, Swann MA, Garcia Tavares ML, Dutra de Oliveira BS, Duarte FAM, Dutra de Oliveira JE. 1980. Vitamin E status of agricultural migrant workers in Southern Brazil. *Am J Clin Nutr* 33: 2669–2673.
- Dougherty C. 2002. Introduction to econometrics, 2nd ed. New York: Oxford University Press, pp. 13–14.
- Elkhaleefa A, Shigidi I. 2015. Optimization of sesame oil extraction process conditions. *Adv Chem Eng Sci* 5: 305–310. <https://doi.org/10.4236/aces.2015.53031>.
- FAO. 2006. The state of food insecurity in the world. <http://www.fao.org/docrep/009/a0750e/a0750e00.htm>. Accessed at 2014/01/08.
- Ghafoor K, Choi YH, Jeon JY, Jo IH. 2009. Optimization of ultrasound-assisted extraction of phenolic compounds, antioxidants, and anthocyanins from grape (*vitis vinifera*) seeds. *J Agric Food Chem* 57: 4988–4994.
- Giovanni M. 1983. Response surface methodology and product optimization. *Food Technol* 37(11): 41–45.
- Goula A. 2013. Ultrasound-assisted extraction of pomegranate seed oil - Kinetic modeling. *J Food Eng* 117: 492–498.
- Hudson EA, Dinh PA, Kokubun T, Simmonds MSJ, Gescher A. 2000. Characterization of potentially chemopreventive phenols in extracts of brown rice that inhibit the growth of human breast and colon cancer cells. *Cancer Epidemiol Biomark Prev* 9(11): 1163–1170.
- Jafari M, Gharachorloo M, Hemmaci AH. 2014. The stabilizing effect of three varieties of crude mango seed kernel oil on tallow. *J Food Biosci Technol* 4(1): 31–36.
- Khatoon S, Gopalakrishna AG. 2004. Fat-soluble nutraceuticals and fatty acid composition of selected Indian rice varieties. *J Am Oil Chem Soc* 81: 939–943.
- Kittiphoom S. 2012. Utilization of mango seeds. *Int Food Res J* 19(4): 1325–1335.
- Kittiphoom S, Sutasinee S. 2013. Mango seed kernel oil and its physicochemical properties. *Int Food Res J* 20(3): 1145–1149.
- Koleva V, Simeonov E. 2014. Solid liquid extraction of phenolic and flavonoid compounds from *cotinus coggygia* and concentration by nano-filtration. *Chem Biochem Eng Q* 28(4): 545–551. DOI: 10.15255/CABEQ.2014.2006.
- Kumar HGA, Khatoon S, Prabhakar DS, Krishna AGG. 2006. Effect of cooking of rice bran on the quality of extracted oil. *J Food Lipids* 13: 341–353.
- Li T, Qu X, Zhang Q, Wang Z. 2012. Ultrasound-assisted extraction and profile characteristics of seed oil from *Isatis indigotica* Fort. *Ind Crop Prod* 35: 98–104.
- Liu S, Yang F, Zhan C, Ji H, Hong P, Deng C. 2009. Optimization of process parameters for supercritical carbon dioxide extraction of *Passiflora* seed oil by response surface methodology. *J Supercrit Fluids* 48: 9–14.
- Mahale SM, Goswami-Giri AS. 2011. Composition and characterization of refined oil compared with its crude oil from waste obtained from *Mangifera indica*. *Asian J Res Chem* 4: 1415–1419.
- Mani S, Jaya S, Vadivambal R. 2007. Optimization of solvent extraction of *Moringa oleifera* seed kernel oil using response surface methodology. *Food Bioprod Process* 85: 328–335.
- Mayer S, Weiss J, McClements DJ. 2013. Vitamin E-enriched nanoemulsions formed by emulsion phase inversion: factors influencing droplet size and stability. *J Colloid Interface Sci* 402: 122–130. DOI: 10.1016/j.jcis.2013.04.016.
- Mendenhall W. 2011. A second course in statistics: regression analysis, 7th ed. Upper Saddle River, New Jersey: Prentice Hall. 99 p.
- Minjares-Fuentes R, Femeni A, Garau MC, Meza-Velázquez JA, Simala S, Rosselló C. 2014. Ultrasound-assisted extraction of pectin from grape pomace using citric acid: a response surface methodology approach. *Carbohydr Polym* 106: 179–189.
- Mohdaly AA, Smetanska AI, Ramadan MF, Sarhan MA, Mahmoud A. 2011. Antioxidant potential of sesame (*Sesamum indicum*) cake extract in stabilization of sunflower and soybean oils. *Ind Crop Prod* 34: 952–959.
- Montgomery DC. 1984. Design and analysis of experiments, Singapore: John Wiley & Sons, Inc: 204–208.

- Mostafa UE. 2013. Phenolic compounds and antioxidant potential of mango peels and kernels (*Mangifera indica* L.) on the frying oil stability, lipid profile and activity of some antioxidant serum enzymes in rats. *J Am Sci* 9(11): 371–378.
- Nzikou JM, Kimbonguila A, Matos L, *et al.* 2010. Extraction and characteristics of seed kernel oil from mango (*Mangifera indica*). *RJ Environ Earth Sci* 2: 31–35.
- Pascual CSCI, Isabel LM, Fabiana K, Rosa MCB, José AN, Ursula MLM. 2013. Effects of parboiling, storage and cooking on the levels of tocopherols, tocotrienols and γ -oryzanol in brown rice (*Oryza sativa* L.). *Food Res Int* 50: 676–681.
- Puravankara D, Boghra V, Sharma RS. 2000. Effect of antioxidant principles isolated from mango (*Mangifera indica* L.) seed kernels on oxidative stability of buffalo ghee (butter-fat), *J Sci Food Agric* 80(4): 522–526. DOI: [10.1002/\(SICI\)1097-0010\(200003\)80:4:522::AID-JSFA560.3.CO;2-R](https://doi.org/10.1002/(SICI)1097-0010(200003)80:4:522::AID-JSFA560.3.CO;2-R).
- Rodrigues S, Pinto G, Fernandes F. 2008. Optimization of ultrasound extraction of phenolic compounds from coconut (*Cocos nucifera*) shell powder by response surface methodology. *Ultrason Sonochemistry* 15: 95–100.
- Rukmini C, Vijayaraghavan M. 1984. Nutritional and toxicological evaluation of mango kernel oil. *J Am Oil Chem Soc* 61: 780–792.
- Sahin S, Samli R. 2013. Optimization of olive leaf extract obtained by ultrasound-assisted extraction with response surface methodology. *Ultrason Sonochemistry* 20: 595–602.
- Samaram S, Mirhosseini H, Tan C, Ghazali H, Bordbar S, Serjouie A. 2015. Optimisation of ultrasound-assisted extraction of oil from papaya seed by response surface methodology: oil recovery, radical scavenging antioxidant activity and oxidation stability. *Food Chem* 172: 7–17.
- Sani I. 2014. Soxhlet extraction and physicochemical characterization of *Mangifera indica* L. Seed kernel oil. *Research and Reviews: J Food Dairy Tech* 2(1): 20–24.
- Schneider C. 2005. Chemistry and biology of vitamin E. *Mol Nutr Food Res* 49: 7–30. DOI: [10.1002/mnfr.200400049](https://doi.org/10.1002/mnfr.200400049).
- Schwartzberg HG, Chao RY. 1982. Solute diffusivities in leaching processes. *Food Technol* 2: 73–86.
- Singh SK, Sharma HC, Singh SP. *In vitro* polyembryony in monoembryonic mango cultivars (*Mangifera indica* L.) In: Kapoor AC, ed. Sustainability of Hill Agriculture: emerging trends and possible solutions. New Delhi: Today's and Tomorrow's Printers and Publishers, 2002. pp. 295–299.
- Soong YY, Barlow PJ, Perera CO. 2004. A cocktail of phytonutrients: identification of polyphenols, phytosterol and tocopherols from mango seed kernel. *IFTAm meeting Lasvegas* 12–16.
- Steinberg D, Parthasarathy S, Carew TE, Khoo JC, Witztum JL. 1989. Beyond cholesterol: modification of low density lipoprotein that increase its atherogenicity. *N Engl J Med* 320: 915–924.
- Stroescu M, Stoica-Guzun A, Ghergu S, Chira N, Jipa I. 2013. Optimization of fatty acids extraction from *Portulaca oleracea* seed using response surface methodology. *Ind Crops Prod* 43: 405–411.
- Tiwari U, Cummins E. 2009. Nutritional importance and effect of processing on tocopherols in cereals. *Trends Food Sci Technol* 20: 511–520.
- Wang X, Wu Y, Chen G, Yue W, Liang Q, Wu Q. 2013. Optimisation of ultrasound assisted extraction of phenolic compounds from *Sparganii rhizoma* with response surface methodology. *Ultrason Sonochemistry* 20: 846–854.
- Yang Y, DJ McClements. 2013. Vitamin E bio accessibility: influence of carrier oil type on digestion and release of emulsified α -tocopherol acetate. *Food Chem* 141: 473–481. DOI: [10.1016/j.foodchem.2013.03.033.458](https://doi.org/10.1016/j.foodchem.2013.03.033.458).
- Yolmeh M, Habibi NM, Farhoosh R. 2014. Optimization of ultrasound-assisted extraction of natural pigment from annatto seeds by response surface methodology (RSM). *Food Chem* 155: 319–324.

Cite this article as: Mas'ud F, Mahendradatta M, Laga A, Zainal Z. 2017. Optimization of mango seed kernel oil extraction using response surface methodology. *OCL*, DOI: [10.1051/ocl/2017041](https://doi.org/10.1051/ocl/2017041)

Optimization of mango seed kernel oil extraction using response surface methodology

ORIGINALITY REPORT

23%
SIMILARITY INDEX

7%
INTERNET SOURCES

21%
PUBLICATIONS

%
STUDENT PAPERS

PRIMARY SOURCES

1 centaur.reading.ac.uk **1%**
Internet Source

2 P. Muangthai, P. Chawenggrum, W. Khunwarakul. "Utilization of extracted substance from Indian almond leaves, Terminalia catappa L. for preparation of folk medicinal cream for the use of skin protection", Journal of Applied and Natural Science, 2015 **1%**
Publication

3 Joseph Hategekimana, Moses. V.M. Chamba, Charles F. Shoemaker, Hamid Majeed, Fang Zhong. "Vitamin E nanoemulsions by emulsion phase inversion: Effect of environmental stress and long-term storage on stability and degradation in different carrier oil types", Colloids and Surfaces A: Physicochemical and Engineering Aspects, 2015 **1%**
Publication

4

Davinder Pal Singh Oberoi, Dalbir Singh Sogi. "Utilization of watermelon pulp for lycopene extraction by response surface methodology", *Food Chemistry*, 2017

Publication

1 %

5

Özlem Aydoğan, Emine Bayraktar, Ülkü Mehmetoğlu. "Aqueous Two-Phase Extraction of Lactic Acid: Optimization by Response Surface Methodology", *Separation Science and Technology*, 2011

Publication

1 %

6

Abdalbasit Adam Mariod, Mohamed Elwathig Saeed Mirghani, Ismail Hussein. "Mangifera indica Mango Seed Kernel Oil", Elsevier BV, 2017

Publication

1 %

7

Haddadi-Guemghar, Hayate, Nathalie Janel, Julien Dairou, Hocine Remini, and Khodir Madani. "Optimisation of microwave-assisted extraction of prune (*Prunus domestica*) antioxidants by response surface methodology", *International Journal of Food Science & Technology*, 2014.

Publication

1 %

8

Yong Zhi Zhou, Raid G. Alany, Victor Chuang, Jingyuan Wen. "Optimization of PLGA nanoparticles formulation containing L-DOPA by applying the central composite design",

1 %

Drug Development and Industrial Pharmacy, 2012

Publication

9	sciencejournal.in Internet Source	1 %
10	"Fruit Oils: Chemistry and Functionality", Springer Science and Business Media LLC, 2019 Publication	1 %
11	Frank D. Gunstone. "Vegetable Oils", Wiley, 2005 Publication	1 %
12	Desai, I.D.. "Vitamin E content of crude and refined vegetable oils in Southern Brazil", Journal of Food Composition and Analysis, 198806 Publication	<1 %
13	Farshid Jalili, Seid Mahdi Jafari, Zahra Emam- Djomeh, Narjes Malekjani, Vahid Farzaneh. "Optimization of Ultrasound-Assisted Extraction of Oil from Canola Seeds with the Use of Response Surface Methodology", Food Analytical Methods, 2017 Publication	<1 %
14	Medouni-Adrar, Sonia, Lila Boulekbache- Makhlouf, Yves Cadot, Lamia Medouni- Haroune, Farid Dahmoune, Aida Makhoukhe,	<1 %

and Khodir Madani. "Optimization of the recovery of phenolic compounds from Algerian grape by-products", Industrial Crops and Products, 2015.

Publication

15

Sindhuja Sirigeri, K.T. Vadiraj, S.L. Belagali. " : a prospective non-edible biodiesel feedstock ", Biofuels, 2019

Publication

<1 %

16

Samuel Erhigare Onoji, Sunny E. Iyuke, Anselm I. Igbafe, Michael O. Daramola. " (rubber seed) oil: modeling and optimization of extraction process parameters using response surface methodology and artificial neural network techniques ", Biofuels, 2017

Publication

<1 %

17

Li, F.. "Optimization of enzymatic pretreatment for n-hexane extraction of oil from Silybum marianum seeds using response surface methodology", Food and Bioproducts Processing, 201204

Publication

<1 %

18

Sin, H.N.. "Optimization of enzymatic clarification of sapodilla juice using response surface methodology", Journal of Food Engineering, 200604

Publication

<1 %

19

Julian Quintero Quiroz, Ana Maria Naranjo Duran, Mariluz Silva Garcia, Gelmy Luz Ciro Gomez, John Jairo Rojas Camargo.

"Ultrasound-Assisted Extraction of Bioactive Compounds from Annatto Seeds, Evaluation of Their Antimicrobial and Antioxidant Activity, and Identification of Main Compounds by LC/ESI-MS Analysis", International Journal of Food Science, 2019

Publication

<1 %

20

Baskaran, R.. "Effect of low-dose γ -irradiation on the shelf life and quality characteristics of minimally processed potato cubes under modified atmosphere packaging", Radiation Physics and Chemistry, 200706

Publication

<1 %

21

www.radioprotection.org

Internet Source

<1 %

22

Zhong, K.. "Optimization of ultrasonic extraction of polysaccharides from dried longan pulp using response surface methodology", Carbohydrate Polymers, 20100325

Publication

<1 %

23

Afshin Ebrahimpour. "A modeling study by response surface methodology and artificial neural network on culture parameters

<1 %

optimization for thermostable lipase production from a newly isolated thermophilic *Geobacillus* sp. strain ARM", *BMC Biotechnology*, 2008

Publication

24

Ali Abas Wani, Devinder Kaur, Idrees Ahmed, D.S. Sogi. "Extraction optimization of watermelon seed protein using response surface methodology", *LWT - Food Science and Technology*, 2008

Publication

<1 %

25

Karel Ventura. "Comparison of Modern Extraction Techniques in Analysis of Soil Contaminated with Fuel and Crude Oil Spills", *Journal of Liquid Chromatography & Related Technologies*, 2003

Publication

<1 %

26

global.oup.com
Internet Source

<1 %

27

media.neliti.com
Internet Source

<1 %

28

Kostić, Milan D., Nataša M. Joković, Olivera S. Stamenković, Katarina M. Rajković, Petar S. Milić, and Vlada B. Veljković. "Optimization of hempseed oil extraction by n-hexane", *Industrial Crops and Products*, 2013.

Publication

<1 %

29

Olugbenga Solomon Bello, Mohd Azmier Ahmad. "Response Surface Modeling and Optimization of Remazol Brilliant Blue Reactive Dye Removal Using Periwinkle Shell-Based Activated Carbon", Separation Science and Technology, 2011

Publication

<1 %

30

Pornpisanu Thammapat, Naret Meeso, Sirithon Siriamornpun. "Effects of the traditional method and an alternative parboiling process on the fatty acids, vitamin E, γ -oryzanol and phenolic acids of glutinous rice", Food Chemistry, 2016

Publication

<1 %

31

Shahzad Zafar Iqbal, Hafiz Ghulam Mustafa, Muhammad Rafique Asi, S. Jinap. "Variation in vitamin E level and aflatoxins contamination in different rice varieties", Journal of Cereal Science, 2014

Publication

<1 %

32

Gholamreza Moradi, Tanaz Ghanadi. "An experimental investigation of direct biodiesel production from castor seed using waste resource as economical catalyst", Environmental Progress & Sustainable Energy, 2019

Publication

<1 %

33 Abdalla, A.E.M.. "Egyptian mango by-product 1. Compositional quality of mango seed kernel", Food Chemistry, 2007
Publication <1 %

34 Aslan, N.. "Modeling and optimization of Multi-Gravity Separator to produce celestite concentrate", Powder Technology, 20070525
Publication <1 %

35 Burcu Guldiken, Dilek Boyacioglu, Esra Capanoglu. "Optimization of Extraction of Bioactive Compounds from Black Carrot Using Response Surface Methodology (RSM)", Food Analytical Methods, 2015
Publication <1 %

36 Kumar, D. "Extraction of the Bioactives", Nutraceuticals Basic Research/Clinical Applications, 2015.
Publication <1 %

37 www.nss-journal.org
Internet Source <1 %

38 E. Conde. "Extraction of natural antioxidants from plant foods", Separation extraction and concentration processes in the food beverage and nutraceutical industries, 2010
Publication <1 %

39 Eipeson, Waliaveetil, and Ramesh Ramteke. "Utilization of By-Products of Fruit and <1 %

Vegetable Processing", Handbook of Postharvest Technology Cereals Fruits Vegetables Tea and Spices, 2003.

Publication

40

Hartati, Liza Md Salleh, Halifah Pagarra, Rachmawaty. " Response Surfaces of Linoleic Acid of in Supercritical Carbon Dioxide ", Journal of Physics: Conference Series, 2018

Publication

<1 %

41

R . Thahir, A. W. Wahab, N. L. Nafie, I. Raya. "SYNTHESIS OF MESOPOROUS SILICA SBA-15 THROUGH SURFACTANT SET-UP AND HYDROTHERMAL PROCESS", Rasayan Journal of Chemistry, 2019

Publication

<1 %

42

Selin Şahin, Zeynep İlbay, Ş. İsmail Kırbaşlar. "Study on Optimum Extraction Conditions for Olive Leaf Extracts Rich in Polyphenol and Flavonoid", Separation Science and Technology, 2014

Publication

<1 %

43

japsonline.com

Internet Source

<1 %

44

www.iosrjournals.org

Internet Source

<1 %

45

Imran Taj Khan, Muhammad Nadeem, Muhammad Imran, Muhammad Ajmal,

<1 %

Sadaqat Ali. "Antioxidant activity, fatty acids characterization and oxidative stability of Gouda cheese fortified with mango (*Mangifera indica* L.) kernel fat", *Journal of Food Science and Technology*, 2018

Publication

46

Nam Ho Kim, Jieun Kwak, Ji Yeon Baik, Mi-Ra Yoon, Jeom-Sig Lee, Sung Won Yoon, In-Hwan Kim. "Changes in lipid substances in rice during grain development", *Phytochemistry*, 2015

Publication

47

Rania Farouq, Ehsan Kh. Ismaeel, Aliaa M. Monazie. "Optimized Degradation of Eosin Dye Through UV-ZnO NPs Catalyzed Reaction", *Research Square Platform LLC*, 2021

Publication

48

Al-Farsi, M.A.. "Optimization of phenolics and dietary fibre extraction from date seeds", *Food Chemistry*, 20080601

Publication

49

Aree Deenu, Srisuwan Naruenartwongsakul, Sang Moo Kim. "Optimization and economic evaluation of ultrasound extraction of lutein from *Chlorella vulgaris*", *Biotechnology and Bioprocess Engineering*, 2014

Publication

<1 %

<1 %

<1 %

<1 %

50 Malihe Amini, Habibollah Younesi, Nader Bahramifar, Ali Akbar Zinatizadeh Lorestani et al. "Application of response surface methodology for optimization of lead biosorption in an aqueous solution by *Aspergillus niger*", *Journal of Hazardous Materials*, 2008

Publication

<1 %

51 Pacifico, Severina, Monica Scognamiglio, Brigida D'Abrosca, Pietro Monaco, and Antonio Fiorentino. "Tocopherols, Tocotrienols, and Their Bioactive Analogs", *Handbook of Analysis of Active Compounds in Functional Foods*, 2012.

Publication

<1 %

52 TENG-JU TAN. "EXTRACTION OF COCOA BUTTER BY SUPERCRITICAL CARBON DIOXIDE: OPTIMIZATION OF OPERATING CONDITIONS AND EFFECT OF PARTICLE SIZE", *Journal of Food Lipids*, 5/2008

Publication

<1 %

53 agritrop.cirad.fr

Internet Source

<1 %

54 article.foodnutritionresearch.com

Internet Source

<1 %

55 thieme-connect.com

Internet Source

<1 %

56

"Brown Rice", Springer Science and Business Media LLC, 2017

Publication

<1 %

57

"The Mango Genome", Springer Science and Business Media LLC, 2021

Publication

<1 %

58

Ahmet Serteser, Mustafa Kargioğlu, Veli Gök, Yavuz Bağcı, Mehmet Musa Özcan, Derya Arslan. "Determination of antioxidant effects of some plant species wild growing in Turkey", International Journal of Food Sciences and Nutrition, 2009

Publication

<1 %

59

Ammar Altemimi, Haider I. Ali, Asaad R. S. Al-Hilphy, David A. Lightfoot, Dennis G. Watson. "Electric field applications on dried key lime juice quality with regression modeling", Journal of Food Processing and Preservation, 2018

Publication

<1 %

60

An-Na Li, Sha Li, Dong-Ping Xu, Xiang-Rong Xu, Yu-Ming Chen, Wen-Hua Ling, Feng Chen, Hua-Bin Li. "Optimization of Ultrasound-Assisted Extraction of Lycopene from Papaya Processing Waste by Response Surface Methodology", Food Analytical Methods, 2014

Publication

<1 %

61

Edwin Frankel. "Antioxidants in Grapes and Grape Juices and Their Potential Health Effects", *Pharmaceutical Biology*, 12/1/1998

Publication

<1 %

62

Haihui Zhang, Li Zhang, Xigui Hu, Yonghong Zhou, Chunbang Ding, Ruiwu Yang, Xiaoli Wang, Dengchao Li. " Optimization of Ultrasound-Assisted Extraction of Artemisinin from *L.* by Response Surface Methodology ", *Separation Science and Technology*, 2014

Publication

<1 %

63

Henry, Nathaly, Patrick Favetta, Raphaël Delépée, Jean-Marc Seigneuret, and Luigi Agrofoglio. "Synthesis of a molecularly imprinted polymer to isolate glucosamine from plant extracts by an ionic-noncovalent dual approach", *International Journal of Cosmetic Science*, 2014.

Publication

<1 %

64

Ibrahim Yaagoub Erwa, Frank Starch Matenje, Yusuf Mnenula Mwachumu, Omer Adam Omer Ishag, Hamza Mohamed Ahmed. "Extraction, Physicochemical Characteristics and Fatty Acids Profile of Kernel Oil from *Mangifera indica* L. Cultivated in Sudan", *Chemical Science International Journal*, 2019

Publication

<1 %

65

Martin Masibo, Qian He. "Mango Bioactive Compounds and Related Nutraceutical Properties—A Review", *Food Reviews International*, 2009

Publication

<1 %

66

Maryam Kavosi, Abdorreza Mohammadi, Saeedeh Shojaee-Aliabadi, Ramin Khaksar, Seyede Marzieh Hosseini. "Characterization and oxidative stability of purslane seed oil microencapsulated in yeast cells biocapsules", *Journal of the Science of Food and Agriculture*, 2018

Publication

<1 %

67

N. Vural, Ö. Algan Cavuldak, R. E Anlı. "Multi response optimisation of polyphenol extraction conditions from grape seeds by using ultrasound assisted extraction (UAE)", *Separation Science and Technology*, 2018

Publication

<1 %

68

Nandita Dasgupta, Shivendu Ranjan. "An Introduction to Food Grade Nanoemulsions", Springer Science and Business Media LLC, 2018

Publication

<1 %

69

pakjas.com.pk

Internet Source

<1 %

70

ugspace.ug.edu.gh

Internet Source

<1 %

71

www.jimmunol.org

Internet Source

<1 %

72

www.kosfaj.org

Internet Source

<1 %

73

Alam Zeb. "Phenolic Antioxidants in Foods: Chemistry, Biochemistry and Analysis", Springer Science and Business Media LLC, 2021

Publication

<1 %

74

Ghafoor, Kashif. "Optimized Extraction of Phenolic Compounds from Barley (*Hordeum Vulgare* L.) Seed and Their Radical Scavenging Properties : Optimum Recovery of Barley Seed Phenolics", *Journal of Food Processing and Preservation*, 2014.

Publication

<1 %

75

Wong Paz, Jorge E., Diana B. Muñiz Márquez, Guillermo C.G. Martínez Ávila, Ruth E. Belmares Cerda, and Cristóbal N. Aguilar. "Ultrasound-assisted extraction of polyphenols from native plants in the Mexican desert", *Ultrasonics Sonochemistry*, 2015.

Publication

<1 %

76

B. L. Dinesha, Udaykumar Nidoni, C. T. Ramachandra, Nagaraj Naik, K.B. Sankalpa.

<1 %

"Effect of extraction methods on physicochemical, nutritional, antinutritional, antioxidant and antimicrobial activity of Moringa (Moringa oleifera Lam.) seed kernel oil", Journal of Applied and Natural Science, 2018

Publication

Exclude quotes Off

Exclude matches Off

Exclude bibliography On

Optimization of mango seed kernel oil extraction using response surface methodology

GRADEMARK REPORT

FINAL GRADE

/0

GENERAL COMMENTS

Instructor

PAGE 1

PAGE 2

PAGE 3

PAGE 4

PAGE 5

PAGE 6

PAGE 7

THESIS

0 / 1

Thesis • The thesis may be more than one sentence, provided the sentences are in close proximity. • The thesis may be anywhere within the response. • For a thesis to be defensible, the sources must include at least minimal evidence that could be used to support that thesis; however, the student need not cite that evidence to earn the thesis point. • The thesis may establish a line of reasoning that structures the essay, but it needn't do so to earn the thesis point. • A thesis that meets the criteria can be awarded the point whether or not the rest of the response successfully supports that line of reasoning.

0 PTS.
(0) For any of the following: • There is no defensible thesis. • The intended thesis only restates the prompt. • The intended thesis provides a summary of the issue with no apparent or coherent claim. • There is a thesis, but it does not respond to the prompt. Responses that do not earn this point: • Only restate the prompt. • Do not take a position, or the position is vague or must be inferred. • Equivocate or summarize other's arguments but not the student's (e.g., some people say it's good, some people say it's bad). • State an obvious fact rather than making a claim that requires a defense.

1 PT.
(1) Responds to the prompt with a thesis that presents a defensible position. Responses that earn this point: • Responds to the prompt rather than restate or rephrase the prompt, and the thesis clearly takes a position rather than just stating that there are pros/cons.

2 PTS.
(0) n/a

3 PTS.
(0) n/a

4 PTS.
(0) n/a

EVID. & COMM.

0 / 4

Evidence and Commentary • Writing that suffers from grammatical and/or mechanical errors that interfere with communication cannot earn the fourth point in this row.

0 PTS.
(0) Simply restates thesis (if present), repeats provided information, or references fewer than two of the provided sources. Typical responses that earn 0 points: • Are incoherent or do not address the prompt. • May be just opinion with no textual references or references that are irrelevant.

1 PT.
(1) **EVIDENCE:** Provides evidence from or references at least two of the provided sources. **AND COMMENTARY:** Summarizes the evidence but does not explain how the evidence supports the student's argument. Typical responses that earn 1 point: • Tend to focus on summary or description of sources rather than specific details.

2 PTS.
(2) **EVIDENCE:** Provides evidence from or references at least three of the provided sources. **AND COMMENTARY:** Explains how some of the evidence relates to the student's argument, but no line of reasoning is established, or the line of

reasoning is faulty. Typical responses that earn 2 points: • Consist of a mix of specific evidence and broad generalities. • May contain some simplistic, inaccurate, or repetitive explanations that don't strengthen the argument. • May make one point well but either do not make multiple supporting claims or do not adequately support more than one claim. • Do not explain the connections or progression between the student's claims, so a line of reasoning is not clearly established.

3 PTS.
(3)

EVIDENCE: Provides specific evidence from at least three of the provided sources to support all claims in a line of reasoning. AND COMMENTARY: Explains how some of the evidence supports a line of reasoning. Typical responses that earn 3 points: • Uniformly offer evidence to support claims. • Focus on the importance of specific words and details from the sources to build an argument. • Organize an argument as a line of reasoning composed of multiple supporting claims. • Commentary may fail to integrate some evidence or fail to support a key claim.

4 PTS.
(4)

EVIDENCE: Provides specific evidence from at least three of the provided sources to support all claims in a line of reasoning. AND COMMENTARY: Consistently explains how the evidence supports a line of reasoning. Typical responses that earn 4 points: • Uniformly offer evidence to support claims. • Focus on the importance of specific words and details from the sources to build an argument. • Organize and support an argument as a line of reasoning composed of multiple supporting claims, each with adequate evidence that is clearly explained.

SOPHIST.

0 / 1

Sophistication • This point should be awarded only if the sophistication of thought or complex understanding is part of the student's argument, not merely a phrase or reference.

0 PTS.
(0)

Does not meet the criteria for 1 point. Responses that do not earn this point: • Attempt to contextualize their argument, but such attempts consist predominantly of sweeping generalizations. • Only hint or suggest other arguments. • Use complicated or complex sentences or language that is ineffective because it does not enhance the student's argument.

1 PT.
(1)

Demonstrates sophistication of thought and/or a complex understanding of the rhetorical situation. Responses that earn this point may demonstrate sophistication of thought and/or a complex understanding of the rhetorical situation by doing any of the following: 1. Crafting a nuanced argument by consistently identifying and exploring complexities or tensions across the sources. 2. Articulating the implications or limitations of an argument (either the student's argument or arguments conveyed in the sources) by situating it within a broader context. 3. Making effective rhetorical choices that consistently strengthen the force and impact of the student's argument. 4. Employing a style that is consistently vivid and persuasive.

2 PTS.
(0)

n/a

3 PTS.
(0)

n/a

4 PTS.

n/a

(0)